



USER MANUAL

For

POST GRADUATE DIPLOMA IN AGRI-WAREHOUSING MANAGEMENT (PGDAWM)

ON MOOCS

National Institute of Agricultural Extension Management

Rajendranagar, Hyderabad – 500 040, Telangana, India

User Manual

1. Open any browser and type URL: <https://pgdawm.managemoocs.in/>



PGDAWM

Home Subjects Sign In

Extension MOOCs

Post Graduate Diploma in Agri-warehousing Management

The changing agricultural scenario of the country has encouraged expansion of agri-warehousing sector with the focus on organized agri-warehousing, the participation of private players and introduction of state-of-the-art technology. Warehousing sector is also becoming important for its role in an environment marked by emergence of concepts like forwarding and futures market, organized retail, efficiently integrated supply chain, National Agricultural Market and the possibility of warehouses to operate as Mandies. The growing warehousing industry has created huge opportunities for technically qualified manpower with the ability to manage different aspects of warehousing such as logistics, supply chains, inventory management, collateral management, etc.

Against this backdrop, an online **Post Graduate Diploma in Agri-warehousing Management, PGDAWM-MOOCs** has been launched by the **National Institute of Agricultural Extension Management (MANAGE)**, for graduates who aspire to enrich their knowledge in Agri-warehousing Management.

The course envisages to equip the candidates enrolled in **PGDAWM-MOOCs** with requisite knowledge and skills required for efficient and effective management of agri-warehouses. The overall objective of the Course is to create a pool of warehouse professionals with capacity to manage agri-warehouse efficiently and to help them have latest knowledge and understanding of related aspects like inventory, logistics and collateral management.

2. Click on Sign In button (Right of the top)



PGDAWM

Home Subjects Sign In

Extension MOOCs

Post Graduate Diploma in Agri-warehousing Management

The changing agricultural scenario of the country has encouraged expansion of agri-warehousing sector with the focus on organized agri-warehousing, the participation of private players and introduction of state-of-the-art technology. Warehousing sector is also becoming important for its role in an environment marked by emergence of concepts like forwarding and futures market, organized retail, efficiently integrated supply chain, National Agricultural Market and the possibility of warehouses to operate as Mandies. The growing warehousing industry has created huge opportunities for technically qualified manpower with the ability to manage different aspects of warehousing such as logistics, supply chains, inventory management, collateral management, etc.

Against this backdrop, an online **Post Graduate Diploma in Agri-warehousing Management, PGDAWM-MOOCs** has been launched by the **National Institute of Agricultural Extension Management (MANAGE)**, for graduates who aspire to enrich their knowledge in Agri-warehousing Management.

The course envisages to equip the candidates enrolled in **PGDAWM-MOOCs** with requisite knowledge and skills required for efficient and effective management of agri-warehouses. The overall objective of the Course is to create a pool of warehouse professionals with capacity to manage agri-warehouse efficiently and to help them have latest knowledge and understanding of related aspects like inventory, logistics and collateral management.

3. The following screen will be displayed



The image shows the PGDAWM Sign In interface. At the top left is the MANAGE logo and the text 'PGDAWM'. At the top right are links for 'Home', 'Subjects', and 'Sign In'. The main content area is titled 'SIGN IN' and contains two input fields: 'Username or e-mail address' and 'Password'. Below these fields is a large green 'SIGN IN' button, which is circled in black. A white arrow points to the button from the left.

4. Enter Username and Password

5. Click on Sign In Button then the following window will display.




The image shows the PGDAWM Extension MOOCs window. At the top left is the MANAGE logo and the text 'PGDAWM'. At the top right are links for 'Home', 'Subjects', and 'Sign In', with 'Subjects' circled in black. Below the links is a banner for 'Extension MOOCs' with the text 'Post Graduate Diploma in Agri-warehousing Management'. To the right of the banner are three images: a green building, a warehouse interior, and a stack of white sacks. Below the banner and images is a paragraph of text about the agricultural sector and the PGDAWM-MOOCs course.

The changing agricultural scenario of the country has encouraged expansion of agri-warehousing sector with the focus on organized agri-warehousing, the participation of private players and introduction of state-of-the-art technology. Warehousing sector is also becoming important for its role in an environment marked by emergence of concepts like forwarding and futures market, organized retail, efficiently integrated supply chain, National Agricultural Market and the possibility of warehouses to operate as Mandies. The growing warehousing industry has created huge opportunities for technically qualified manpower with the ability to manage different aspects of warehousing such as logistics, supply chains, inventory management, collateral management, etc.

Against this backdrop, an online **Post Graduate Diploma in Agri-warehousing Management, PGDAWM-MOOCs** has been launched by the **National Institute of Agricultural Extension Management (MANAGE)**, for graduates who aspire to enrich their knowledge in Agri-warehousing Management.

The course envisages to equip the candidates enrolled in **PGDAWM-MOOCs** with requisite knowledge and skills required for efficient and effective management of agri-warehouses. The overall objective of the Course is to create a pool of warehouse professionals with capacity to manage agri-warehouse efficiently and to help them have latest knowledge and understanding of related aspects like inventory, logistics and collateral management.

6. Click on Subjects, following screen will be displayed

 PGDAWM


Home Subjects My Account

Subjects

Semester 1


101: Conceptual and Regulatory

Post Graduate Diploma in Agri-Warehousing Management




National Institute of Agricultural Extension Management (MANAGE)


102: Warehouse Business and Operations



103: Grading and Assaying



104: Storage Pest and their Management



7. Click on any one of the subjects (**Access will be provided as per the date provided in program schedule**)

 PGDAWM

Home Subjects My Account

101: Conceptual and Regulatory Framework

Post Graduate Diploma in Agri-Warehousing Management

The strategic management aspects of the course will be designed to provide a comprehensive understanding of the warehousing business and its regulatory framework. The course will cover the following topics:

Objectives:

- To provide a comprehensive understanding of the warehousing business and its regulatory framework.
- To provide a comprehensive understanding of the warehousing business and its regulatory framework.

Course Structure and Contents:

- Chapter 1: Warehousing - A Historical Perspective
- Chapter 2: Conceptual Framework of Warehousing
- Chapter 3: Structural and Functional Diversity of Warehouses
- Chapter 4: Agricultural Marketing and its Linkages with Warehousing
- Chapter 5: Warehousing Regulation in India
- Chapter 6: Various Laws Relevant to Warehousing Operations in India
- Chapter 7: Sector Overview and Business Opportunities/ Challenges in Warehousing

MANAGE


National Institute of Agricultural Extension Management (MANAGE)

An Organization of Ministry of Agriculture & Farmers Welfare, Government of India

Hyderabad - 500 030, Hyderabad, Telangana

Access Course

8. Click on Access Course. It will display mooKIT Guide/ Chapters/ Course home



101: Conceptual and Regulatory Framework
Users Online: 1


- Course Home
- Announcements
- Resources
- Forums
- Hangout
- My Profile
- Logout

Select Language
English

Goto PGDAWM

- mooKIT Guide
- Chapter - I
- Chapter - II
- Chapter - III
- Chapter - IV
- Chapter - V
- Chapter - VI
- Chapter - VII

9. Click on mooKIT it will give the demo on how to access and go through the course content



101: Conceptual and Regulatory Framework
Users Online: 1

- Course Home
- Announcements
- Resources
- Forums
- Hangout
- My Profile
- Logout

Select Language
English

Goto PGDAWM

powered by

mooKIT Guide

- How to use mooKIT
 - How to ask a Question? 0:41
 - How to reply to a Question? 0:27
 - What is an Announcement? 0:32
 - How to access the resource section? 0:25
 - How to use Forums? 0:52
 - What is a Profile page? 0:30

10. Click on chapters. It will display the Subject lectures with material (like video, Reading material, ppt, small quiz).

The screenshot shows the course interface for '101: Conceptual and Regulatory Framework'. The left sidebar contains navigation links: Course Home, Announcements, Resources, Forums, Hangout, My Profile, and Logout. Below these is a language selector set to 'English' and a 'Goto PGDAWM powered by mookIT' button. The main content area displays the course title and 'Users Online: 2'. It lists three chapters, each with a video and a quiz:

- Chapter - I**
 - Warehousing - A Historical Perspective (16:41) [Icon]
 - Quiz - I (5 Questions)
- Chapter - II**
 - Conceptual Framework of Warehousing (15:21) [Icon]
 - Quiz - II (5 Questions)
- Chapter - III**
 - Structural and Functional Diversity of Warehouses (14:10) [Icon]
 - Quiz - III (5 Questions)

11. Click on any of the chapter. It will display the video and reading materials

The screenshot shows the video player interface for the 'Conceptual Framework of Warehousing' chapter. The left sidebar is identical to the previous screenshot. The main content area shows the video title 'Conceptual Framework of Warehousing' and a list of materials: '2 Conceptual Framework of Warehousing'. The video player displays a lecture by Dr. R K Tripathi, Sr. Consultant (Technical), Warehousing Development and Regulatory Authority, New Delhi. The video title is 'Post Graduate Diploma in Agri-warehousing Management Chapter: Conceptual Framework of Warehousing'. The video player includes a progress bar (0:32 / 15:21), a 'Prev' button, a 'Next' button, and a 'New Topic' button. A 'Watch later' button and a 'Share' button are also visible. A circular icon with a Wi-Fi symbol and a document icon is highlighted in the top right corner.



Available Resources
Conceptual Framework of Warehousing

 2. Conceptual Framework of Warehousing.pdf

PPT 2. Conceptual Framework of Warehousing.pptx

Select Language
English ▼

 [Goto PGDAWM](#)

powered by
mooKIT

13. If you have any Quires on topic Click on New Topic. Enter the Subject and Brief Description then click on add

 Add a New Discussion Topic

Request: Please avoid creating duplicate or similar threads. Please read the discussion topics before starting a new one.


Subject

Brief Description (Summary)

Add


Announcements Details:

14. Click on Announcements, if any announcements are there regarding the subject it will display

101: Conceptual and Regulatory Framework
Users Online: 2

[Course Home](#)
[Announcements](#)
[Resources](#)
[Forums](#)
[Hangout](#)
[My Profile](#)
[Logout](#)
Select Language
English


[Announcements](#)



No important Announcements have been made yet.
Check this section to stay up to date with the course proceedings.


Resources Details:

15. Click on Resources, if any Resources are there regarding the subject it will display

101: Conceptual and Regulatory Framework
Users Online: 1

[Course Home](#)
[Announcements](#)
[Resources](#)
[Forums](#)
[Hangout](#)
[My Profile](#)
[Logout](#)
Select Language
English

[Resources](#)



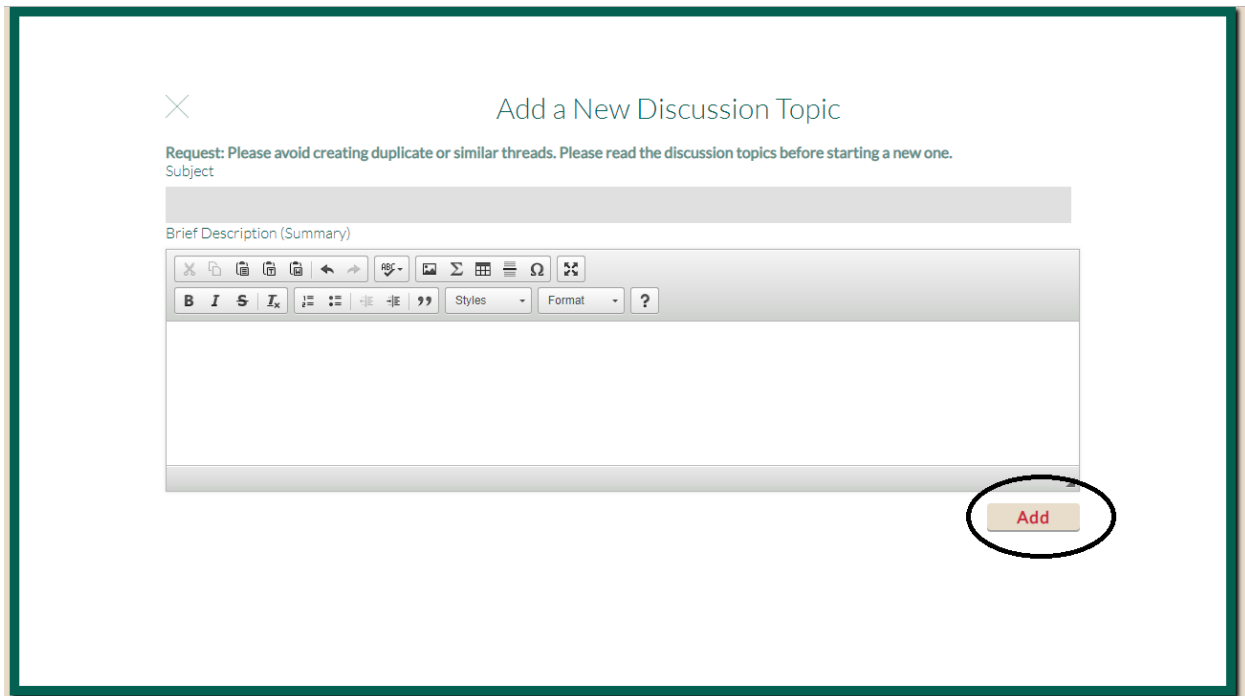
The instructors have not uploaded any links to resources yet.
Resources are additional readings to learn more about the course.

16. Click on Forums then you will see the all forums regarding the subject (like General Discussions, Lectures & Assignments and Subscribed)



The screenshot shows the course interface for '101: Conceptual and Regulatory Framework' with 1 user online. On the left is a navigation menu with links to Course Home, Announcements, Resources, Forums, Hangout, My Profile, and Logout. The main area is titled 'Forums' and contains three tabs: 'General Discussions' (active), 'Lectures & Assignments', and 'Subscribed'. Below the tabs is a search bar and a '+ New Topic' button, which is circled in black. The main content area displays 'No Topics in General Discussion.'

17. If you want add a new forum, Click on the New topic



The screenshot shows the 'Add a New Discussion Topic' form. It includes a close button (X) in the top left, a title 'Add a New Discussion Topic', and a request to avoid duplicate threads. The form has a 'Subject' text field and a 'Brief Description (Summary)' text area. Below the description is a rich text editor with various formatting tools (bold, italic, underline, link, unlink, list, indent, outdent, quote, code, image, video, table, link, unlink, styles, format, help). At the bottom right of the form is an 'Add' button, which is circled in black.

18. Enter the Subject and description then click on Add button.

19. Click any one of the forum, then you will get who submitted, when posted details

The screenshot displays the PGDAWM forum interface. On the left is a sidebar with navigation links: Course Home, Announcements, Resources, Forums (highlighted), Hangout, My Profile, and Logout. Below these is a 'Select Language' dropdown set to 'English'. The main header shows the course title '101: Conceptual and Regulatory Framework' and 'Users Online: 1'. The forum section is titled 'PGDAWM' and shows a post by a user named 'student' with a profile picture. The post was made on 27/12/2018 at 11:54 and has 'No Likes'. Below the post are buttons for 'Unsubscribe' and 'Post Response'. A 'Responses:' section is visible below the post.

20. If you want subscribe the particular topic, click on Subscribe button

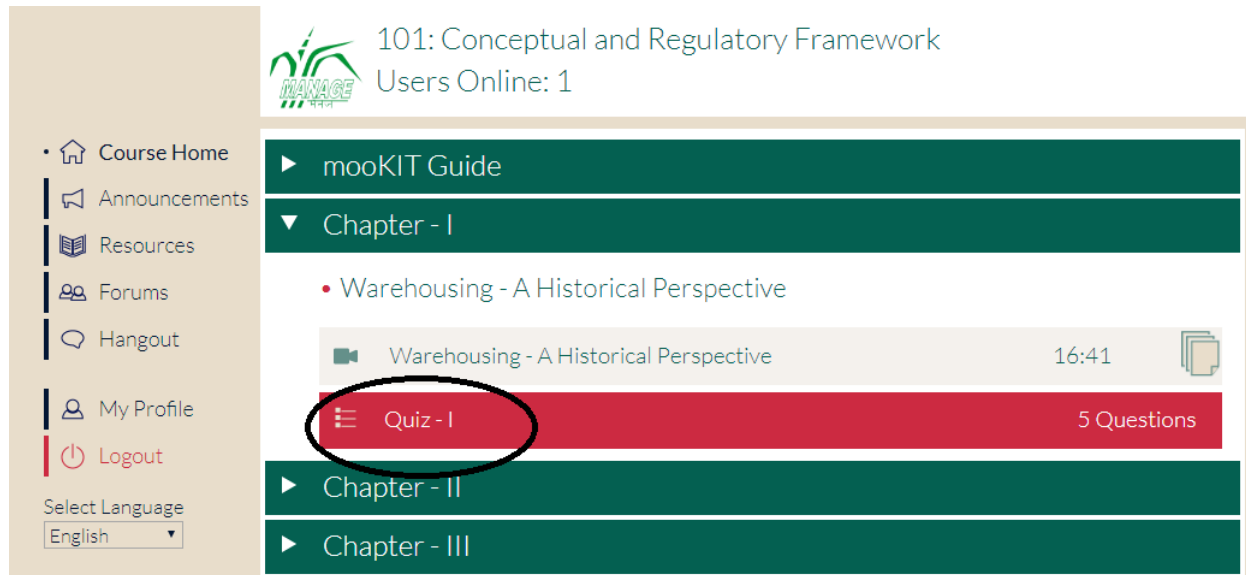
21. If you want to give replay just click on Post Response Button

The screenshot shows the 'Add a New Comment' form. It features a text area for the comment, a rich text editor toolbar with various formatting options (bold, italic, underline, link, etc.), and a 'Submit' button at the bottom right, which is circled in red.

22. Enter the Comment then click on Submit Button.

Accessing the Quiz:

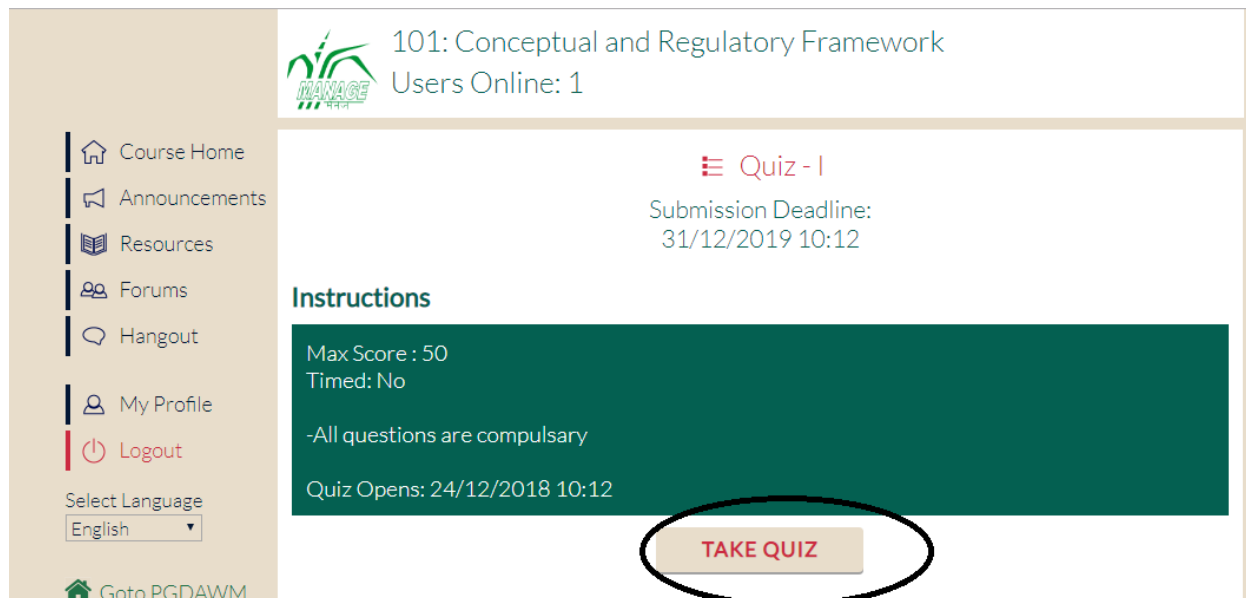
1. Click on any one of the chapter then it will display the QUIZ



The screenshot shows the course interface for "101: Conceptual and Regulatory Framework". The left sidebar contains a navigation menu with links: Course Home, Announcements, Resources, Forums, Hangout, My Profile, and Logout. Below the menu is a "Select Language" dropdown set to "English". The main content area displays the course title and "Users Online: 1". A list of chapters is shown: "mooKIT Guide", "Chapter - I", "Chapter - II", and "Chapter - III". Under "Chapter - I", there is a video titled "Warehousing - A Historical Perspective" with a duration of 16:41. Below the video, a red button labeled "Quiz - I" with "5 Questions" is circled in black.

2. Click on the QUIZ

3. It will display the instructions to be followed during the Quiz



The screenshot shows the quiz instructions page. The left sidebar is identical to the previous screenshot. The main content area displays the course title and "Users Online: 1". Below this, the text "Quiz - I" is shown, followed by the "Submission Deadline: 31/12/2019 10:12". The "Instructions" section is highlighted in a dark green box and contains the following text: "Max Score : 50", "Timed: No", "-All questions are compulsory", and "Quiz Opens: 24/12/2018 10:12". At the bottom of the instructions box, a red button labeled "TAKE QUIZ" is circled in black.

4. Then Click on Take Quiz Button



5. Choose appropriate option from multiple choices as your answer

6. Keep saving in between to store your answers

7. Finally click the save button to store all your answers.

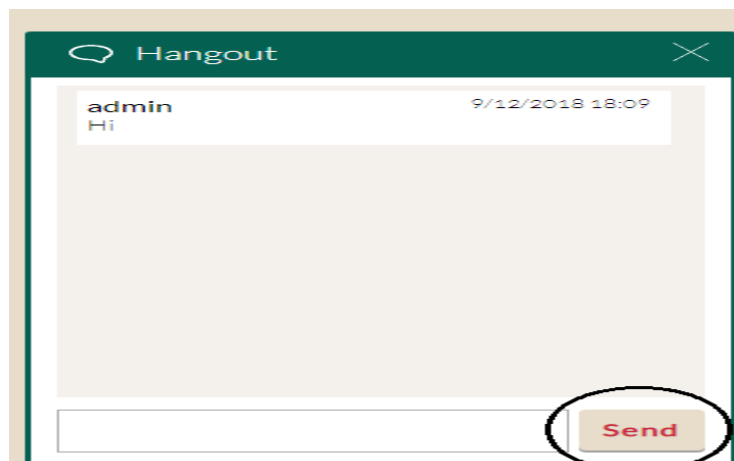
8. If you want to submit the QUIZ Click on Submit button. (Note: After Clicking the Submit button, your QUIZ Submission is completed and you will not be able to modify your quiz anymore)

Accessing the Assignments:

1. Click on any one of the chapter, it will display the assignments details as per the calendar shared in program schedule.

Chatting Details:

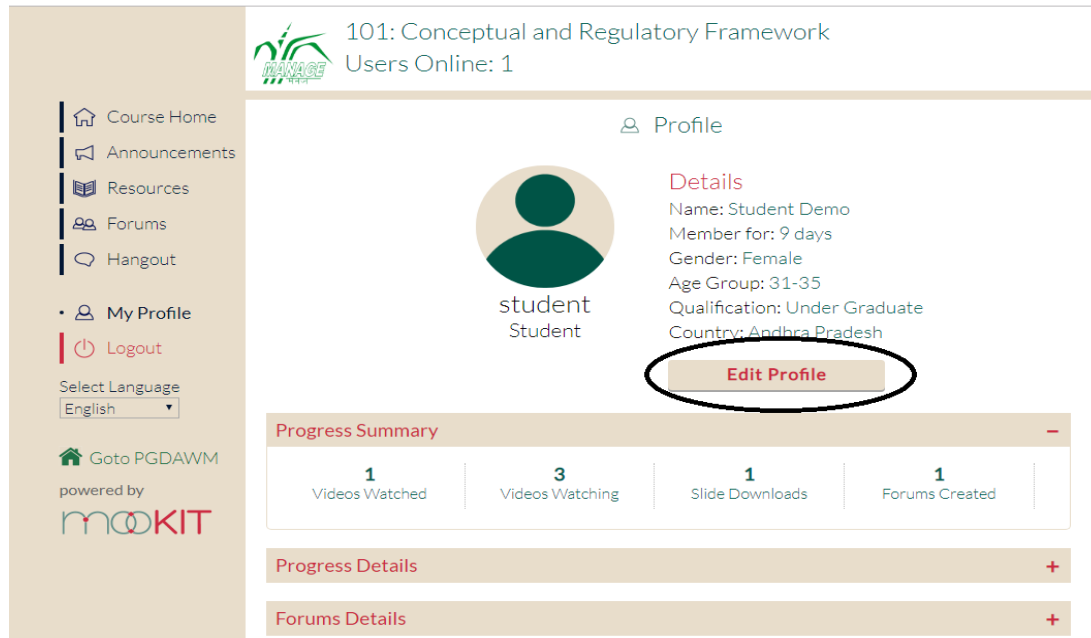
1. Click on Hangout Button



2. Type the information what you required then click on send button

Changing the Profile:

1. Click on the Profile Button, it will display the Activities (Videos details, Topics Created, Forums Details, Comments posted)



101: Conceptual and Regulatory Framework
Users Online: 1

Profile

Details

Name: Student Demo
Member for: 9 days
Gender: Female
Age Group: 31-35
Qualification: Under Graduate
Country: Andhra Pradesh

[Edit Profile](#)

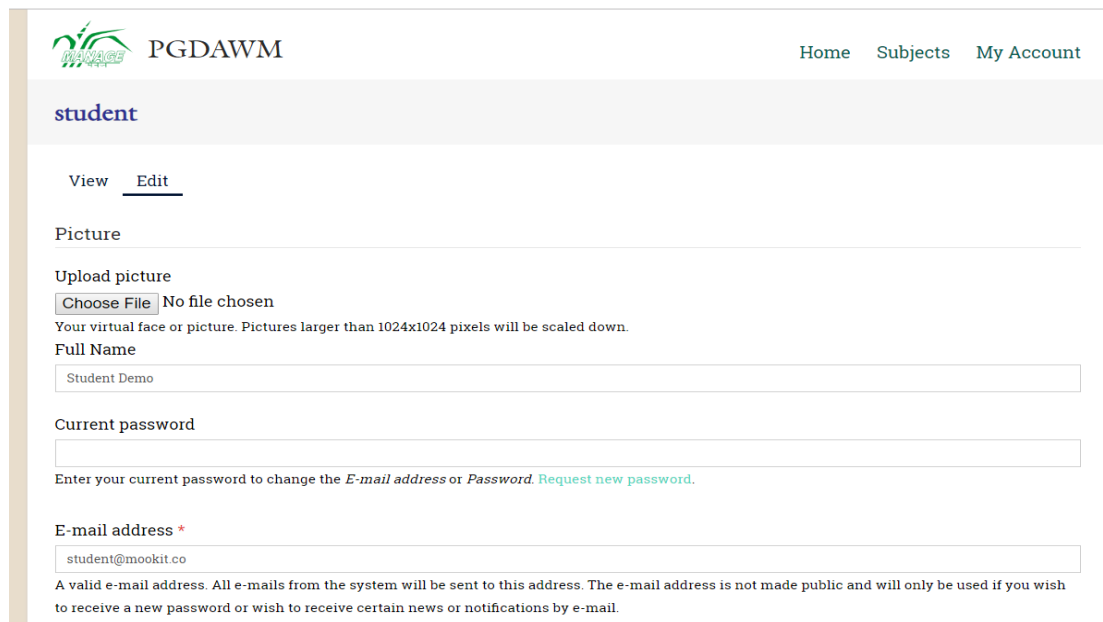
Progress Summary

1	3	1	1
Videos Watched	Videos Watching	Slide Downloads	Forums Created

Progress Details

Forums Details

2. If you want to edit your profile click on Edit Profile Button



PGDAWM

Home Subjects My Account

student

View Edit

Picture

Upload picture

[Choose File](#) No file chosen

Your virtual face or picture. Pictures larger than 1024x1024 pixels will be scaled down.

Full Name

Student Demo

Current password

Enter your current password to change the E-mail address or Password. [Request new password.](#)

E-mail address *

student@mookit.co

A valid e-mail address. All e-mails from the system will be sent to this address. The e-mail address is not made public and will only be used if you wish to receive a new password or wish to receive certain news or notifications by e-mail.

3. After editing your details Click on Save Button.