



ANNUAL ACCOUNTS

For the Financial Year 2024-2025

National Institute of Agricultural Extension Management (MANAGE)

INDEX

Sl.No	Contents	Page No.
	<u>Revised Formats</u>	
1	Consolidated MANAGE Receipts & Payment Account	1-2
2	Consolidated MANAGE Income & Expenditure Account	3
3	Consolidated MANAGE Balance Sheet	4
	<u>Schedules</u>	
4	MANAGE – Receipts & Payment Account	5 6
5	MANAGE – Income & Expenditure Account	7
6	MANAGE – Balance Sheet	8
7	Details of Fixed Assets – Schedule - A	9
8	Deposits & Advances – Schedule - B	10
9	AC&ABC Scheme – Receipt & Payment Account – Schedule - C	11
10	AC&ABC Scheme – Income & Expenditure Account – Schedule - C	12
11	AC&ABC Scheme – Balance Sheet – Schedule - C	13
12	AC&ABC Scheme – Details of Fixed Assets – Schedule - C	14
13	GPF – Receipt & Payment Account – Schedule - D	15
14	GPF – Income & Expenditure Account – Schedule - D	16
15	GPF – Balance Sheet – Schedule - D	17
19	Schedule of Grant-in-Aid	18
20	Schedule forming part of MANAGE Balance Sheet and Income & Exp. A/c	19-28
21	Statement of MANAGE Investments	29
22	Statement of MANAGE, ACABC & GPF Investments	30


NATIONAL INSTITUTE OF AGRICULTURAL EXTENSION MANAGEMENT (MANAGE)
CONSOLIDATED RECEIPTS AND PAYMENTS ACCOUNT OF MANAGE FOR THE YEAR ENDING 31/03/2025

RECEIPTS	Current Year	Previous Year	PAYMENTS	Current Year	Previous Year
(Amount in Rs.)					
I. Opening Balances			I. Expenses		
a) Cash in hand	-	-	a) Establishment Expenses	16,26,98,012	14,94,34,819
b) Bank Balances			b) Administrative Expenses	3,95,78,765	4,10,17,076
i) In Current Accounts - MANAGE	-	3,630	c) Prepaid Expenses	14,54,989	21,36,490
ii) In Savings Accounts - MANAGE	1,28,93,03,403	80,84,05,873	d) Prior period Expenses	-	-
iii) In Savings Accounts - AC&ABC	3,81,60,298	4,48,88,390	II. Payment made against funds for		
iv) In Savings Accounts - GPF	3,086	7,896	Training Programmes - MANAGE	2,50,86,727	3,13,91,686
II. Grants Received			- PGPABM	5,60,56,327	4,48,58,259
a) From Govt. of India - MANAGE - Revenue	13,50,00,000	15,18,00,000	- DAESID	65,17,340	60,64,604
b) From Govt. of India - MANAGE - Capital	5,66,50,000	2,00,00,000	- PGDAEM	30,58,852	37,42,336
c) From GOI - DAESI STRY-FCAC & Skill Trg	11,02,56,000	11,18,50,000	- AC&ABC	5,23,06,240	10,92,44,867
d) From GOVT. of India - PGDAEM	1,00,00,000	50,00,000	- DAESI STRY & FCAC & SKILL TRG	7,88,20,398	9,90,02,195
e) From GOVT. of India - RAFTAAR	70,00,000	1,40,00,000	- RAFTAAR	1,06,22,316	1,07,60,946
f) From Govt of India - AIF - FUNDS	72,85,82,803	5,28,02,95,529	- AIF CN.A	1,87,45,37,355	4,88,19,23,179
g) National Bee Board (NBHM)	1,10,33,000	56,23,530	- NATIONAL BEE BOARD (NBHM)	1,10,33,000	56,23,530
h) VISTAAR- DGT	-	1,24,00,000	- VISTAAR-DGT	80,08,554	15,882
i) Natural Farming	7,83,99,000	6,07,50,000	- Natural Farming	5,25,63,385	4,70,96,663
j) (a) Natural Farming Other Receipt	27,59,264		- Reward - Project	12,00,542	13,99,384
k) Reward - Project	50,66,400	40,00,000	- RKVY SEED-PRE-SEED - COHORT	3,24,20,000	3,91,10,000
l) RKVY - SEED - & Preseed - Cohort	1,18,50,000	5,33,45,000	- Mission shakti Gender Budgetary	32,035	-
m) Mission shakti Gender budgetary	9,19,800	6,25,800	III. Investments and Deposits made		
n) From Govt of India - ACABC	14,96,00,000	14,49,00,000	a) Out of Earmarked/Endowment Funds	-	-
o) From NSCL - ACABC (limit set by NSCL)	1,70,93,221	-	b) Out of own Funds (Investments MANAGE)	20,10,00,000	93,82,91,815
III. Income on Investments from			c) Investments - AC&ABC	1,00,01,000	1,65,00,000
a) Own Funds - MANAGE	1,82,68,284	8,50,76,097	d) Investments - GPF	32,50,000	1,86,80,612
b) Income on Investments - AC&ABC	-	-	IV. Expenditure on Fixed Assets and		
c) Income on Investments - G.P.F.	62,001	10,88,398	Capital Work-in-Progress		
IV. Interest Received			a) Purchase of Fixed Assets - MANAGE	36,17,188	87,11,246
a) On Saving Bank Account - MANAGE	51,38,628	-	b) Expend. on Capital Work in Progress		
b) Loans, Advances etc. - MANAGE	92,559	1,29,761	c) Purchase of Fixed Assets - PGPABM		
c) On Saving Bank Account - AC&ABC	6,06,523	8,74,078	d) Purchase of Fixed Assets - RKVY-RAFTAR		
d) On Saving Bank Account - GPF	20,296	16,487	V. Refund of Interest to Ministry etc. - AC&ABC	2,15,183	4,50,897
V. Other Income - Misc Receipts - MANAGE			VI. Finance Charges (Interest)		
Other income - PGPABM	1,93,86,842	2,23,27,605	VII. Advances & Deposits - MANAGE	3,43,67,118	2,93,82,571
Other income - DAESID	9,65,97,447	7,07,90,451	Deposits with CPWD - MANAGE	10,53,40,000	84,48,874
Other income - Sponsored Programmes	66,07,900	80,38,000	Advances - AC&ABC	6,44,68,770	8,18,72,896
Outstanding liabilities Natural Farming	6,46,52,697	4,90,48,909	Advances & Withdrawals - G.P.F.	1,24,35,068	69,61,689
Other income - AC&ABC	22,80,000	65,94,365			
	30,81,762	29,07,501			

NATIONAL INSTITUTE OF AGRICULTURAL EXTENSION MANAGEMENT (MANAGE)
CONSOLIDATED RECEIPTS AND PAYMENTS ACCOUNT OF MANAGE FOR THE YEAR ENDING 31/03/2025

RECEIPTS				PAYMENTS		(Amount in Rs.)	
	Current Year	Previous Year		Current Year	Previous Year		
VI. Amount Borrowed	-	-	VIII. Other Payments				
VII. Advances & Deposits - MANAGE	1,76,61,482	1,51,83,041	Caution Deposits - PGPABM	3,84,510	15,70,500		
Advances - AC&ABC	1,46,69,004	6,79,91,150	interest on SB Account	49,35,109	4,28,483		
Advances & Subscriptions - G.P.F.	33,83,500	40,65,000	Sponsored & Consultancy	2,63,76,959	1,62,01,220		
VIII. Investments Matured - MANAGE	20,27,17,389	89,26,27,699	MANAGE B&L & other payments	3,80,169	8,80,935		
Investments Matured - AC&ABC	-	1,10,45,427	Amount Paid to AC&ABC &NF	2,74,47,024	2,09,71,489		
Investments Matured - GPF	1,22,42,756	2,04,67,606	Remittances of Recoveries (GPF, IT etc.)	3,36,61,100	3,34,03,703		
IX. Other Receipts			Outstanding Liabilities - MANAGE & ACABC NF	3,41,73,277	2,76,87,789		
a) Caution Deposits - PGPABM	16,20,000	16,10,000	X. Any Other Expenditure				
b) Retirement Benefits from Other Depts	13,36,788	-	AC&ABC - HH, Operating, Service Charges	1,59,58,418	2,37,88,711		
c) Amount Received from AC&ABC & Incu.NF	3,09,75,529	2,09,71,489	Duties & Taxes	54,84,601	83,13,818		
d) Misc Recoveries (G.P.F., I.T., etc.)	3,36,45,573	3,33,12,482	Grants Refunded to Ministry (ACABC)	1,70,93,221	-		
X. Any Other Receipts			IX. Closing Balances				
a) Duties & Taxes	52,73,711	1,05,66,757	a) Bank Balances				
c) Vehicle - sales - proceed	-	2,08,000	i) In Savings Accounts - MANAGE	12,39,24,708	1,28,93,03,403		
d) Furniture & fixture - sales proceed	-	-	ii) In Savings Accounts - AC&ABC	5,89,07,041	3,81,60,298		
e) Office Equipment - sales proceed	-	-	iii) In Savings Accounts - GPF	26,571	3,086		
f) Training Aids - Sales proceed	-	-					
g) Suspense Saving A/c	74,44,926	-					
TOTAL	3,19,94,41,872	8,04,28,35,951	TOTAL	3,19,94,41,872	8,04,28,35,951		


ASSISTANT ACCOUNTS OFFICER


DIRECTOR GENERAL

NATIONAL INSTITUTE OF AGRICULTURAL EXTENSION MANAGEMENT (MANAGE)
CONSOLIDATED INCOME AND EXPENDITURE ACCOUNT FOR THE YEAR ENDED 31st MARCH 2025

(Amount in Rs.)			
	Schedule	Current Year	Previous Year
INCOME			
Income from Sales/Services	12	0	0
Grants/Subsidies	13	26,97,23,605	29,97,97,612
Fees/Subscriptions	14	10,20,18,127	7,80,04,383
Income from Investments	15	0	0
Income from Royalty, Publications	16	0	0
Interest Earned	17	11,62,89,520	8,05,76,885
Other Income	18	6,61,37,201	5,82,19,466
Increase/(decrease) in stock of Finished Goods	19	3,00,877	1,76,995
Profit on sale of assets		0	0
TOTAL (A)		55,44,69,330	51,67,75,341
EXPENDITURE			
Establishment Expenses	20	31,85,12,979	33,38,49,738
Other Administrative Expenses etc..	21	11,14,62,956	12,05,45,133
Expenditure on Grants, Subsidies etc..	22	0	0
Interest	23	20,32,741	26,53,847
Depreciation		3,55,51,707	3,04,78,690
Provision for doubtful debts		0	0
Loss on sale of assets		0	0
TOTAL (B)		46,75,60,383	48,75,27,408
Balance being excess of Income over Expenditure (A-B)		8,69,08,947	2,92,47,933
Transfer to Special Reserve(Specify Each)			
Transfer to / from General Reserve			
Balance being Surplus/(Deficit) carried to Corpus/Capital Fund		8,69,08,947	2,92,47,933
SIGNIFICANT ACCOUNTING POLICIES	24		
CONTINGENT LIABILITIES AND NOTES ON ACCOUNTS	25		


ASSISTANT ACCOUNTS OFFICER



DIRECTOR GENERAL

NATIONAL INSTITUTE OF AGRICULTURAL EXTENSION MANAGEMENT (MANAGE)
CONSOLIDATED BALANCE SHEET AS AT 31st MARCH 2025

(Amount in Rs.)

CORPUS/ CAPITAL FUND AND LIABILITIES	Schedule	Current Year	Previous Year
Corpus / Capital Fund	1	1,90,54,44,663	1,76,87,95,221
Reserves and Surplus	2	0	0
Earmarked / Endowment Funds	3	13,54,73,391	1,25,31,90,486
Secured Loans and Borrowings	4	0	0
Unsecured Loans and Borrowings	5	0	0
Deferred Credit Liabilities	6	0	0
Current Liabilities and Provisions	7	21,16,22,321	13,94,10,871
TOTAL		2,25,25,40,375	3,16,13,96,578
ASSETS			
Fixed Assets	8	34,01,45,630	27,65,36,461
Investments - From Earmarked / Endowment Funds	9	0	0
Investments - Others	10	1,50,77,30,827	1,43,39,38,773
Current Assets, Loans, Advances etc..	11	40,46,63,918	1,45,09,21,344
Miscellaneous Expenditure (to the extent written off or adjusted)			
TOTAL		2,25,25,40,375	3,16,13,96,578
Significant Accounting Policies	24		
Contingent Liabilities and Notes on Accounts	25		


ASSISTANT ACCOUNTS OFFICER


DIRECTOR GENERAL

NATIONAL INSTITUTE OF AGRICULTURAL EXTENSION MANAGEMENT (MANAGE), HYDERABAD-30
RECEIPTS AND PAYMENTS ACCOUNT OF MANAGE FOR THE YEAR ENDING 31/03/2025

RECEIPTS	31/03/2025	31/03/2024	PAYMENTS	31/03/2025	31/03/2024
	Rs.	Rs.		Rs.	Rs.
To OPENING BALANCE					
S.B.I. - Creation of Capital Asset A/c	2,49,032	16,77,044	RECURRING EXPENSES:		
S.B.I. - Recurring 60% A/c	55,51,007	38,89,613	By Salaries (Administration)	5,45,36,950	6,91,64,622
S.B.I. - DAESI STRY A/c	1,26,46,242	1,20,167	Salaries (Academic & Technical)	7,82,09,265	5,55,84,954
S.B.I. - PGDAEM A/c	-	2,589	Pension	2,99,51,797	2,46,85,243
S.B.I. - RAFTAAR A/c	3,66,96,649	1,68,51,439	Technical co-operation	-	-
S.B.I. - Natural Farming A/c	1,36,76,641	-	Travelling Allowance	5,75,974	12,59,639
S.B.I. - Skill Development A/c	-	-	Training Programmes	2,50,86,727	3,13,91,686
S.B.I. - 52032275803 SAVING	7,16,54,395	3,68,24,077	Admn. Costs	3,90,02,791	3,97,57,437
S.B.I - Corpus fund Bank Account	10,031	9,764	Pre-Paid Expenses	14,54,989	21,36,490
S.B.I. - GIZ CCKN Bank A.c	99,498	94,920			
S.B.I - Incubation saving Account	13,91,068	13,54,058	EARMARKED FUNDS		
S.B.I. - AIF (CNA) A/c	1,14,59,54,552	74,75,82,202	DAESI& STRY	7,88,20,398	9,90,02,195
S.B.I. Current A/c	-	3,630	PGDAEM	30,58,852	37,42,336
Indian Bank NBHM A/C	-	-	DAESI funds Refund (Limit Lapsed)	1,88,13,011	-
SBI - CNA-AIF HOLDING a/c	8,520	-	RAFTAAR - General	1,06,22,316	1,07,60,946
SBI - Gender Budgeting A/c	6,30,980	-	Agriculture Infrastructure Fund - CNA	1,87,45,37,355	4,88,19,23,179
SBI- MANAGE Holding A/c	988	-	National Bee Board (NBHM)	1,10,33,000	56,23,530
SBI - MANAGE FEE A/C	7,33,800	-	Vistaar-DGT (Ministry)	80,08,554	15,882
SBI - Krishi sakhi A/C	-	-	Natural Farming	5,25,63,385	4,70,96,663
			Reward - Project	12,00,542	13,99,384
Grant in aid - Revenue	13,50,00,000	15,18,00,000	RKVY-SEED-Pre-Seed- cohort	3,24,20,000	3,91,10,000
			RKVY-NSCL- Funds (limit Lapsed)	54,88,437	-
Grant in aid - Capital	5,66,50,000	2,00,00,000	PGPABM - Expenditure	5,60,56,327	4,48,58,259
			DAESID Course - Expenditure	65,17,340	60,64,604
EARMARKED FUNDS			Mission shakti Gender budgetary	32,035	-
DAESI & STRY	11,02,56,000	11,18,50,000	NON RECURRING EXPENSES:		
PGDAEM	1,00,00,000	50,00,000	Office Equipment	11,77,933	23,596
RKVY-RAFTAAR - General	70,00,000	1,40,00,000	Civil Works	2,96,200	4,12,611
Agriculture Infrastructure Fund - CNA	72,85,82,803	5,28,02,95,529	Civil Works (Deposit works)	10,53,40,000	84,48,874
Mission shakti Gender budgetary	9,19,800	6,25,800	Civil Works Electrical Installations	46,184	7,92,392
National Bee Board (NBHM)	1,10,33,000	56,23,530	Furniture & Fixtures	5,72,235	30,17,529
Vistaar-DGT (Ministry)	-	1,24,00,000	Library Books	1,01,036	60,467
Natural Farming	7,83,99,000	6,07,50,000	Library Journals	-	10,76,413
Natural Farming Other Receipts	27,59,264	-	Training Aids	14,23,600	23,53,834
Reward - Project	50,66,400	40,00,000	Civil works solar roof top grid hybrid	-	-
RKVY-SEED-Pre-Seed- cohort	1,18,50,000	5,33,45,000	Vehicles	-	9,74,404
			PGPABM - Caution Deposits	3,84,510	15,70,500

NATIONAL INSTITUTE OF AGRICULTURAL EXTENSION MANAGEMENT (MANAGE), HYDERABAD-30
RECEIPTS AND PAYMENTS ACCOUNT OF MANAGE FOR THE YEAR ENDING 31/03/2025

RECEIPTS	31/03/2025 Rs.	31/03/2024 Rs.	PAYMENTS	31/03/2025 Rs.	31/03/2024 Rs.
PGPABM - Fees & other receipts	9,65,97,447	7,07,90,451	ADVANCES & DEPOSITS:		
DAESID Course - other receipts	66,07,900	80,38,000	Advances to Staff	-	50,000
MANAGE Library Subscriptions	-	-	Miscellaneous Advances	2,10,28,154	1,74,19,301
Interest on Investments	1,82,68,284	8,50,76,097	T.A. Advances	61,83,598	45,61,505
Interest on S.B. Account	51,38,628	-	Deposit with Telephone Department	-	10,000
Interest on Advances to Staff	92,559	1,29,761	Earnest Money Deposits	43,27,250	44,66,090
PGPABM - Caution Deposits	16,20,000	16,10,000	Performance Security	26,33,294	28,75,675
PG Vehicle - Sale Proceeds	-	2,08,000	Fixed Deposits	20,10,00,000	93,82,91,815
ADVANCES & DEPOSITS:			Amounts Paid to ACABC	1,00,07,213	1,42,57,513
Advances to Staff	20,004	11,400	Amounts paid to Natural farming	1,74,39,811	67,13,976
Miscellaneous Advances	74,39,954	57,64,347	Sponsored & Consultancy Programmes	2,63,76,959	1,62,01,220
T.A. Advances	40,75,692	25,35,041	Interest on S.B. Account	49,35,109	4,28,483
Work contractors Tax	-	9,845	Miscellaneous Receipts & sponsored	3,80,169	8,80,935
Earnest Money Deposits	43,99,500	44,83,490	Remittance of Other Recoveries	3,36,61,100	3,34,03,703
Performance Security	17,26,332	23,78,918	Duties & Taxes	54,84,601	83,13,818
Fixed Deposits	20,27,17,389	89,26,27,699	Outstanding Liabilities	2,39,90,221	2,50,98,912
Amounts Received from ACABC	✓ 1,13,99,781	1,42,57,513	Outstanding Liabilities (Natural farming)	59,22,121	-
Amounts Received from Natural farming	✓ 1,95,75,748	67,13,976	Deposit with Other Department	1,94,822	-
Sponsored & Consultancy Programmes	6,46,52,697	4,90,48,909	By CLOSING BALANCE		
MANAGE - B & L Charges	20,41,879	11,93,548	S.B.I. - Creation of Capital Asset A/c	1	2,49,032
Miscellaneous Receipts	1,73,44,963	2,11,34,057	S.B.I. - Recurring 60% A/c	13,281	55,51,007
Other Recoveries (GPF, Income Tax etc.)	3,36,45,573	3,33,12,482	S.B.I. - DAESI STRY A/c	-	1,26,46,242
Duties & Taxes	52,73,711	1,05,66,757	S.B.I. - PGDAEM A/c	-	-
Outstanding Liabilities (Natural farming)	22,80,000	65,94,365	S.B.I. - RAFTAAR A/c	80	3,66,96,649
Retirement Benefits from Other Dept.	13,36,788	-	S.B.I. - Natural Farming A/c	4,22,07,844	1,36,76,641
Suspense Saving A/c	74,44,926	-	S.B.I. - Skill Development A/c	-	-
			S.B.I. - 52032275803 SAVING	5,63,56,061	7,16,54,395
			S.B.I - Corpus fund Bank Account	10,304	10,031
			S.B.I. - GIZ CCKN Bank A.c	1,02,206	99,498
			S.B.I - Incubation saving Account	7,344	13,91,068
			S.B.I. - AIF (CNA) A/c	1	1,14,59,54,552
			Indian Bank NBHM A/C	-	-
			SBI - CNA-AIF HOLDING a/c	11,937	8,520
			SBI - Gender Budgeting A/c	1,42,127	6,30,980
			SBI- MANAGE Holding A/c	1,405	988
			SBI - MANAGE FEE A/C	7,70,669	7,33,800
			SBI - Krishi sakhi A/C	-	-
			RKVY-SFAC-CSNA A/c	-	-
			MATYA SAMPADA -CSNA A/C	-	-
TOTAL	2,96,05,19,425	7,74,45,84,018	TOTAL	2,96,05,19,425	7,74,45,84,018


ASSISTANT ACCOUNTS OFFICER

NATIONAL INSTITUTE OF AGRICULTURAL EXTENSION MANAGEMENT (MANAGE), HYDERABAD - 30.

INCOME AND EXPENDITURE ACCOUNT OF MANAGE FOR THE YEAR ENDING 31/03/2025

EXPENDITURE		31/03/2025	31/03/2024	INCOME		31/03/2025	31/03/2024
		Rs.	Rs.			Rs.	Rs.
To Salaries (Administration)		5,80,40,204	7,29,97,742	By Revenue Grant from Govt. of India		14,05,28,848	15,00,71,152
Salaries (Academic & Technical)		7,28,35,353	5,99,88,269	Interest on Investments		11,05,82,220	7,52,74,957
Pension Payment		3,28,27,702	2,83,06,365	Interest on Saving Bank Account		2,03,519	-
Travelling Allowance		6,50,412	13,98,213	Interest on Advances to Staff		92,559	1,18,092
Technical Co-operation		-	-	MANAGE Lodging Charges		20,15,886	12,19,333
Training Programmes		2,91,78,515	3,94,55,267	Miscellaneous Receipts		5,99,83,344	5,58,22,958
Admn. Costs	4,06,82,561						
Add: Opening stock as on 01/04/2024	15,51,666						
Less: Closing stock as on 31/03/2025	18,52,543	4,03,81,684	4,77,95,736				
Depreciation on MANAGE Assets	3,33,15,635						
Depreciation on RAFTAAR Assets	20,19,723						
Less: Prior period Depreciation (adj)	-	3,53,35,358	3,01,90,342				
Loss on Sale of Asset		-	2,390	Profit on Sale of Asset		-	8,693
PGPABM Expenditure				PGPABM Income			
- Salaries	97,06,170			- Fee from Students	9,54,10,227		
- Honorarium	56,33,575			- Misc. Receipts	11,87,220		
- Catering Charges	1,91,69,489			- Profit on sale of Asset	-	9,65,97,447	7,09,36,019
- Other Expenditure	2,55,39,857	6,00,49,091	4,67,04,979				
- Depreciation on Vehicles		2,15,599	2,87,097				
DAESI Expenditure		65,17,340	67,85,726	DAESI Income		66,07,900	82,36,846
To Excess of income over exp.MANAGE	4,41,57,148						
To Excess of income over exp.PGPABM	3,63,32,757						
To Excess of income over exp.DAESI	90,560						
To Total Excess of income over expenditure		8,05,80,465	2,77,75,924				
TOTAL		41,66,11,723	36,16,88,050	TOTAL		41,66,11,723	36,16,88,050

Carlee
ASSISTANT ACCOUNTS OFFICER

NATIONAL INSTITUTE OF AGRICULTURAL EXTENSION MANAGEMENT (MANAGE), HYDERABAD- 30
BALANCE SHEET OF MANAGE AS AT 31/03/2025

LIABILITIES	31-03-2025		31-03-2024		ASSETS	31-03-2025	31-03-2024
	Rs.	Rs.	Rs.	Rs.		Rs.	Rs.
CORPUS/CAPITAL FUND					FIXED ASSETS		
Accumulated Surplus - MANAGE upto 31/3/2024	61,16,71,526		60,92,90,665		Training Aids	86,82,305	33,14,692
Add: Excess of income over expenditure 2024-25	4,41,57,148	65,58,28,674	23,80,861	61,16,71,526	Furniture & Fixtures	96,10,434	1,00,93,096
					Office Equipment	55,75,615	53,76,828
Accumulated Surplus - PGPABM upto 31/3/2024	31,65,31,937		29,25,87,994		Library Books	1,09,431	77,503
Add: Excess of income over expenditure 2024-25	3,63,32,757	35,28,64,694	2,39,43,943	31,65,31,937	Vehicles	8,15,301	9,59,178
					Civil - Buildings on Leasehold Land (Value 63)	16,21,94,584	17,14,08,913
Accumulated Surplus - DAESI upto 31/3/2024	3,56,27,478		3,41,76,358		Civil works - Solar Energy	31,64,002	11,02,040
Add: Excess of income over expenditure 2024-25	90,560	3,57,18,038	14,51,120	3,56,27,478	Civil works - Electrical Installations	4,85,35,232	5,03,96,391
					Vehicles (PGPABM)	12,21,725	14,37,324
SUB-TOTAL		1,04,44,11,406		96,38,30,941	Library Journals	12,03,051	13,19,538
					Capital Work in progress	8,38,27,815	1,57,55,018
					RAFTAAR-Civil Work	1,14,22,179	1,26,91,310
					RAFTAAR-Elec. Installation	2,01,596	2,23,996
					RAFTAAR-Furniture	18,28,337	20,31,486
					RAFTAAR-Training Aids	17,52,898	3,47,273
					CURRENT ASSETS		
CAPITAL RESERVE (GRANTS-IN-AID)					Investments (Fixed Deposits)	1,43,02,72,294	1,36,29,11,014
Grant-in-Aid from Ministry of Agriculture & FW for acquisition of Assets upto 31/03/2024	72,75,63,017		70,78,88,571		Closing stock (Stationery & Stamps)	18,52,543	15,51,666
(+): Grants utilised for acquiring assets during 2024-25	5,69,74,505		1,96,24,446		ADVANCES & DEPOSITS		
(+): Grants utilised for staff advances during 2024-25	-		50,000		Advances to Staff (Schedule B)	18,327	38,331
(+): Grants utilised for Solar Energy during 2024-25	-		-		Misc. Advance and TA Advances	33,10,858	54,12,497
SUB-TOTAL	78,45,37,522	78,45,37,522	72,75,63,017	72,75,63,017	Telephone Deposits	88,998	88,998
					Deposits with CPWD	3,42,01,291	2,17,88,764
					RAFTAAR-Deposits with CPWD	60,99,668	80,30,336
					Deposits with other Departments	11,77,272	9,82,450
CURRENT LIABILITIES					Susp. Contractors	1,44,768	1,44,768
Outstanding Liabilities		1,88,39,961		2,79,26,920	Accrued Interest	8,63,77,514	6,31,42,247
Performance Security		44,82,620		67,46,170	Pre-Paid Expenses	14,79,989	22,61,490
Earnest Money Deposits		13,03,250		14,33,025	Duties & Taxes GST (Receivable)	37,50,154	20,69,574
Provision for doubtful debts		1,44,768		1,44,768			
Sponsored Training Programmes		2,80,01,510		3,73,60,347	CLOSING BALANCE	12,39,24,708	1,28,93,03,403
Caution Deposits (PGPABM)		22,20,000		9,84,510	S.B.I. - Creation of Capital Asset A/c	1	
Earmarked Funds		13,54,73,391		1,25,31,90,486	S.B.I. - Recurring 60% A/c	13,281	
Suspenses Saving A/c (BRS)		90,72,344		16,27,418	S.B.I. - RAFTAAR A/c	80	
Grants (Unutilised)		1,049		58,54,402	S.B.I. - Natural Farming A/c	4,22,07,844	
Grants (Unutilised Solar Energy)		6,65,628		6,65,628	S.B.I. - MANAGE FEE A/c	7,70,669	
Duties & Taxes GST Payable		41,240		3,04,388	S.B.I. - MANAGE 52032275803 SAVING	5,63,56,061	
Remittances of Salary Recovery NPS		18,567		23,894	S.B.I. - Corpus Fund Bank Account	10,304	
Outstanding liabilities Natural farming		22,80,000		65,94,365	S.B.I. - GIZ CCKN Bank A/c	1,02,206	
Wrok contractors tax		9,845		9,845	S.B.I. - Incubation saving Account	7,344	
Retirement Benefits from other Dept		13,36,788		-	S.B.I. - AIF (CNA) A/c	1	
					Indian Bank NBHM A/c	-	
					S.B.I. - (CMA) AIF-HOD/DING A/c	11,937	
					S.B.I. - Gender Budgeting a/c	1,42,127	
					S.B.I. - Holding a/c manage	1,405	
					SBI - Skill Training	-	
					SBI - Krishi Sakhi	-	
					SBI - RAFTAAR-SFAC-CSNA a/c	54,88,437	
					CSNA NSCL LTD- 4138	1,88,13,011	
TOTAL		2,03,28,42,889		3,03,42,60,124	TOTAL	2,03,28,42,889	3,03,42,60,124


ASSISTANT ACCOUNTS OFFICER

NATIONAL INSTITUTE OF AGRICULTURAL EXTENSION MANAGEMENT (MANAGE)
RAJENDRANAGAR, HYDERABAD - 500 030.
SCHEDULE FORMING PART OF BALANCE SHEET AS AT 31/03/2025

Details of Fixed Assets


Sl. No.	Name of the Asset	GROSS BLOCK				DEPRECIATION				Net Value as on 31/03/2025	Rate of Depreciation	
		Gross Value as on 01/04/2024	Additions > = 180 Days	Additions < 180 Days	Deletions during previous/current Years	Gross Value as on 31/03/2025	Depreciation upto 31/03/2024	Depreciation during 2024-2025	Depreciation on deletions during the year			Total Depreciation upto 31/03/2025
1	Buildings on Leased Land	40,32,06,187	88,07,292	-	-	41,20,13,479	23,17,97,274	1,80,21,621	-	24,98,18,895	16,21,94,584	10%
2	Electrical Installations (Civil)	7,04,11,337	31,82,895	46,184	-	7,39,40,416	2,00,14,946	53,90,238	-	2,54,05,184	4,85,35,232	10%
3	Civil - Solar Energy	81,15,830	-	31,28,473	-	1,12,44,303	70,13,790	10,66,511	-	80,80,301	31,64,002	40%
4	Furniture & Fixtures	2,49,50,522	3,39,500	2,32,735	-	2,55,22,757	1,48,57,426	10,54,897	-	1,59,12,323	96,10,434	10%
5	Office Equipment	7,40,97,365	11,23,689	54,244	-	7,52,75,298	6,87,20,537	9,79,146	-	6,96,99,683	55,75,615	15%
6	Training Aids	6,42,50,611	1,11,55,816	-	-	7,54,06,427	6,09,35,919	57,88,203	-	6,67,24,122	86,82,305	40%
7	Vehicles	36,63,326	-	-	-	36,63,326	27,04,148	1,43,877	-	28,46,325	8,15,301	15%
8	Library Books	2,63,17,118	89,501	11,535	-	2,64,18,154	2,62,39,615	69,108	-	2,63,08,723	1,09,431	40%
9	Library Journals	71,00,777	6,85,547	-	-	77,86,324	57,81,239	8,02,034	-	65,83,273	12,03,051	40%
	TOTAL	68,21,13,073	2,56,84,240	34,73,171	-	71,12,70,484	43,80,64,894	3,33,15,635	-	47,13,80,529	23,98,89,955	

Details of Fixed Assets of PGPABM

Sl. No.	Name of the Asset	Gross Value as on 01/04/2024	Additions > = 180 Days	Additions < 180 Days	Deletions during the Year	Gross Value as on 31/03/2025	Depreciation upto 31/03/2024	Depreciation during 2024-2025	Depreciation on deletions during the year	Total Depreciation upto 31/03/2025	Net Value as on 31/03/2025	Rate of Depreciation
1	Vehicles (PGPABM)	69,34,499	-	-	-	69,34,499	54,97,175	2,15,599	-	57,12,774	12,21,725	15%
	TOTAL	69,34,499	-	-	-	69,34,499	54,97,175	2,15,599	-	57,12,774	12,21,725	

Details of Fixed Assets i/r/o RAFTAAR PROJECT

Sl. No.	Name of the Asset	GROSS BLOCK				DEPRECIATION				Net Value as on 31/03/2025	Rate of Depreciation	
		Gross Value as on 01/04/2024	Additions > = 180 Days	Additions < 180 Days	Deletions during previous/current Years	Gross Value as on 31/03/2025	Depreciation upto 31/03/2024	Depreciation during 2024-2025	Depreciation on deletions during the year			Total Depreciation upto 31/03/2025
1	Buildings on Leased Land	1,58,59,732	-	-	-	1,58,59,732	31,68,422	12,69,131	-	44,37,553	1,14,22,179	10%
2	Electrical Installations (Civil)	3,59,375	-	-	-	3,59,375	1,35,379	22,400	-	1,57,779	2,01,596	10%
3	Training Aids	31,43,160	-	19,30,668	-	50,73,828	27,95,887	5,25,043	-	33,20,930	17,52,898	40%
4	Furniture & Fixtures	32,79,395	-	-	-	32,79,395	12,47,909	2,05,149	-	14,53,058	18,28,337	10%
	TOTAL	2,26,41,662	-	19,30,668	-	2,45,72,330	73,47,597	20,19,723	-	93,67,320	1,52,05,010	

245

 ASSISTANT ACCOUNTS OFFICER

Schedule - B

NATIONAL INSTITUTE OF AGRICULTURAL EXTENSION MANAGEMENT (MANAGE) HYDERABAD - 30.

DEPOSITS AND ADVANCES AS ON 31.03.2025

Sl. No.	"DEPOSITS & ADVANCES"	As on 31/03/2025 (Rs.)	As on 31/03/2024 (Rs.)
	DEPOSITS		
1	Deposits with General Manager (Telephones), Hyderabad	88,998	88,998
2	Deposits with other departments	11,77,272	9,82,450
		12,66,270	10,71,448
	ADVANCES TO STAFF		
3	Motor Cycle Advance	-	-
4	Festival Advance	-	-
5	Computer Advance	18,327	38,331
6	House Building Advance	-	-
	TOTAL OF ADVANCES TO STAFF	18,327	38,331
7	Misc. Advances	30,85,681	50,63,702
8	T.A. Advances	2,25,177	3,48,795
	TOTAL OF MISC. & T.A. ADVANCES	33,10,858	54,12,497


 ASSISTANT ACCOUNTS OFFICER

AGRI-CLINIC & AGRI-BUSINESS CENTRE CELL
NATIONAL INSTITUTE OF AGRICULTURAL EXTENSION MANAGEMENT (MANAGE), HYDERABAD-30.
RECEIPTS & PAYMENTS ACCOUNT FOR THE YEAR ENDING 31/03/2025

RECEIPTS	31/03/2025 Rs.	31/03/2024 Rs.	PAYMENTS	31/03/2025 Rs.	31/03/2024 Rs.
To Cash at Bank			By Advances	6,44,68,770	8,18,72,896
SBI - Saving Bank Account	2,97,09,766 ✓	4,48,88,390	Operating Expenses	92,85,916	1,14,20,597
SBI - ACABC Revenue Account	84,50,532 ✓	-	Training Expenses	1,79,26,281	4,24,16,157
Grants-in-Aid from Ministry	14,96,00,000 ✓	14,49,00,000	Food & Accomodation Exp	2,72,29,009	5,27,21,210
Fixed Deposits - Matured	-	1,10,45,427	Honorarium Expenditure	71,50,950	1,41,07,500
Interest from Savings Bank Account	6,06,523 ✓	8,74,078	Handholding Expenses	3,90,000	14,97,500
Miscellaneous Receipts	30,81,762 ✓	29,07,501	Operating Expenses -RTP	14,22,461	15,42,384
Advances	1,46,69,004 ✓	6,79,91,150	Service Charges	45,22,000	49,64,000
			Handholding incentives	55,000	4,00,000
			Fixed Deposits - Invested	1,00,01,000	1,65,00,000
			Outstanding Liabiilities	42,60,935	25,88,877
			Interesi returned (To Ministry of Agriculture & FW)	2,15,183	4,50,897
			Misc Receipt	2,83,041	39,64,230
Received from NSCL - A/c	1,70,93,221 ✓	-	Grants Refunded to NSCL - A/c	1,70,93,221	-
			By CLOSING BALANCE		
			SBI - Saving Bank Account	5,67,33,848	2,97,09,766
			SBI - ACABC Revenue Account	14,91,193	84,50,532
			CSNA NSCL A/c	6,82,000	-
TOTAL	22,32,10,808	27,26,06,546	TOTAL	22,32,10,808	27,26,06,546


 ASSISTANT ACCOUNTS OFFICER

AGRI-CLINIC & AGRI-BUSINESS CENTRE CELL
NATIONAL INSTITUTE OF AGRICULTURAL EXTENSION MANAGEMENT (MANAGE), HYDERABAD-30.

INCOME & EXPENDITURE ACCOUNT FOR THE YEAR ENDING 31/03/2025

EXPENDITURE	31/03/2025 Rs.	31/03/2024 Rs.	INCOME	31/03/2025 Rs.	31/03/2024 Rs.
To Operating Expenses	97,40,242	1,27,51,137	By Grants-in-Aid	12,91,94,757	14,97,26,460
Training Expenses	3,15,68,481	4,39,63,854	Interest from Savings Bank Account	6,06,523	8,74,078
Food & Accomdation Expenses	5,77,36,009	5,47,53,485	Interest From Fixed Deposits	29,04,438	20,68,548
Honorarium Expenses	1,44,69,630	1,46,06,400	Miscellaneous Receipts	29,50,751	-
Handholding Expenses	85,87,000	1,46,20,250			
Operating Expenses - RTP	25,16,395	36,67,334			
Service Charges	45,22,000	49,64,000			
Handholding Incentives	55,000	4,00,000			
Interest returned (To Ministry of Agriculture)	2,15,183	4,50,897			
Misc Receipt	-	10,56,729.00			
Depreciation	750	1,251			
To Excess of Income Over Expenditure	62,45,779	14,33,749			
TOTAL	13,56,56,469	15,26,69,086	TOTAL	13,56,56,469	15,26,69,086


ASSISTANT ACCOUNTS OFFICER

AGRI-CLINIC & AGRI-BUSINESS CENTRE CELL
NATIONAL INSTITUTE OF AGRICULTURAL EXTENSION MANAGEMENT (MANAGE), HYDERABAD - 30.
BALANCE SHEET AS AT 31/03/2025

LIABILITIES		31/03/2025	31/03/2024	ASSETS		31/03/2025	31/03/2024
		Rs.	Rs.			Rs.	Rs.
Surplus till 31/03/2024	4,46,12,519			Advances to Training Institutes		5,43,92,962	1,55,32,054
Add : Excess of income Over Expenditure for the year ending 31/03/2025	62,45,779			Training Aids		1,125	1,875
Add: Grants for acquiring assets	5,08,58,298	5,08,58,298	4,46,12,519	Amount Receivable Ministry		2,72,00,000	-
Outstanding Liabilities		6,15,87,421	1,57,26,104	Fixed Deposits		5,29,86,574	4,02,87,376
Unspent Grants		8,16,14,330	3,40,09,087	Accrued Interest		5,72,347	3,66,107
				Closing Balances		5,89,07,041	3,81,60,298
				ACABC Saving A/c	5,67,33,848		
				ACABC Revenue A/c	14,91,193		
				NSCL-CSNA A/c	6,82,000		
TOTAL		19,40,60,049	9,43,47,710	TOTAL		19,40,60,049	9,43,47,710


ASSISTANT ACCOUNTS OFFICER

Schedule - C

AGRI-CLINIC & AGRI-BUSINESS CENTRE CELL
NATIONAL INSTITUTE OF AGRICULTURAL EXTENSION MANAGEMENT (MANAGE), HYDERABAD - 30.
Details of Fixed Assets of ACABC as on 31.03.2025

Sl. No.	Name of the Asset	Gross Value as on 31/03/2024	Additions > = 180 Days	Additions < 180 Days	Deletions during previous/ current Years	Gross Value as on 31/03/2025	Deprecia-tion upto 31/03/2024	Deprecia-tion during 2024-2025	Deprecia-tion on deletions during the year	Total Depreciation upto 31/03/2025	Net Value as on 31/03/2025	Rate of Deprecia-tion
1	Training Aids	9,97,882	-	-	-	9,97,882	9,96,007	750	-	9,96,757	1,125	40%
	TOTAL	9,97,882	-	-	-	9,97,882	9,96,007	750	-	9,96,757	1,125	

Carbo
ASSISTANT ACCOUNTS OFFICER

MANAGE GENERAL PROVIDENT FUND
NATIONAL INSTITUTE OF AGRICULTURAL EXTENSION MANAGEMENT (MANAGE)
RAJENDRANAGAR, HYDERABAD - 500030

RECEIPTS & PAYMENTS ACCOUNT OF MANAGE GPF FOR THE YEAR ENDING 31/03/2025

RECEIPTS	31/03/2025 Rs.	31/03/2024 Rs	PAYMENTS	31/03/2025 Rs.	31/03/2024 Rs
To Opening Balance			By Fixed Deposits		
Cash at Bank	3,086	7,896		32,50,000	1,86,80,612
Employee's Subscription	33,83,500	40,65,000	Withdrawals Staff	1,24,35,068	69,61,689
Fixed Deposits	1,22,42,756	2,04,67,606			
To Interest :			By Closing Balance		
Interest from Fixed Deposits	62,001	10,88,398	Cash at Bank	26,571	3,086
Interest from Savings Bank Account	20,296	16,487			
Total	1,57,11,639	2,56,45,387	Total	1,57,11,639	2,56,45,387


ASSISTANT ACCOUNTS OFFICER

MANAGE GENERAL PROVIDENT FUND
NATIONAL INSTITUTE OF AGRICULTURAL EXTENSION MANAGEMENT (MANAGE)
RAJENDRANAGAR, HYDERABAD - 500030

INCOME & EXPENDITURE ACCOUNT OF MANAGE GPF FOR THE YEAR ENDING 31/03/2025

EXPENDITURE	31/03/2025 Rs.	31/03/2024 Rs.	INCOME	31/03/2025 Rs.	31/03/2024 Rs.
To Interest to be paid to Employees	18,17,558	22,02,950	By Interest From Fixed Deposits	8,15,136	2,54,398
			By Interest on Savings Bank A/c	20,296	16,487
			By Accrued Interest	10,64,829	19,70,325
To Excess of income over expenditure	82,703	38,260	By Excess of expenditure over income	-	-
Total	19,00,261	22,41,210	Total	19,00,261	22,41,210


 ASSISTANT ACCOUNTS OFFICER

MANAGE GENERAL PROVIDENT FUND
NATIONAL INSTITUTE OF AGRICULTURAL EXTENSION MANAGEMENT
RAJENDRANAGAR, HYDERABAD - 500 030

BALANCE SHEET OF MANAGE GPF AS AT 31/03/2025

LIABILITIES		31/03/2025 Rs.	31/03/2024 Rs.	ASSETS		31/03/2025 Rs.	31/03/2024 Rs.
Balance in Provident Fund account upto 31/03/2024	3,13,43,734			<u>Fixed Deposits :</u>			
Add: Subscriptions during the year	33,83,500			1) SBI Special Deposit	900		
	3,47,27,234			2) State Bank of India	1,23,57,777		
Less: Staff withdrawals during the year	1,24,35,068			3) Union Bank india	1,21,13,282	2,44,71,959	3,07,40,383
	2,22,92,166						
Add: Interest to be paid to Employees during the year	18,17,558	2,41,09,724	3,13,43,734	Accrued Interest		11,38,907	20,45,275
Surplus upto 31/03/2024	14,45,010						
Add : Current year surplus	82,703	15,27,713	14,45,010	Cash at Bank		26,571	3,086
TOTAL		2,56,37,437	3,27,88,744	TOTAL		2,56,37,437	3,27,88,744


ASSISTANT ACCOUNTS OFFICER

SCHEDULE

GRANTS IN AID PARTICULARS FOR THE YEAR 2024-2025

(Rupees in Lakhs)

Name of the Project	Opening Balance	Opening Advances	Grants Received	Grants Utilized	Closing Advances	Closing Balance
MANAGE, Ministry of Agriculture and Farmers' Welfare (MoA&FW), Government of India, New Delhi	58.55	0.00	1916.50	1975.04	0.00	0.01
MANAGE – For instaliation of Solar Energy Systems at MANAGE Campus -- MoA&FW, GoI, New Delhi	6.66	0.00	0.00	0.00	0.00	6.66
Agri Clinic & Agri Business Centre Scheme (AC&ABC) – MoA&FW, GoI, New Delhi OB Advances with NTI (23-24 Rs.155.32 lakhs) * current year closing advances	184.77	155.32	1768.00	1291.95	543.93	272.21
TOTAL	249.98	155.32	3684.50	3266.99	543.93	278.88

NOTE :

Grants received from Ministry of Agriculture and Farmers' Welfare are restricted to 60% of the provision for recurring expenditure in MANAGE, the remaining 40% thereof to be met from the income generated by conduct of Sponsored & consultancy programmes and Interest on Investments. 100% grants are released for meeting non-recurring expenditure of MANAGE.


ASSISTANT ACCOUNTS OFFICER

NATIONAL INSTITUTE OF AGRICULTURAL EXTENSION MANAGEMENT (MANAGE)
Schedule Forming Part of Consolidated Balance Sheet as at 31st March 2025

(Amount in Rs.)

	MANAGE	ACABC	GPF	Current Year		Previous Year	
Schedule 1 - CORPUS/CAPITAL FUND							
Balance as at the beginning of the year	1,69,13,93,958	4,46,12,519	3,27,88,744	1,76,87,95,221		1,72,05,66,581	
Add : Contributions towards Corpus/Capital Fund	5,69,74,505		52,01,058	6,21,75,563		2,73,76,145	
Add/(Deduct): Balance of Net Income/(Expenditure) transferred		-		0		-	
from the Income and Expenditure Account	8,05,80,465	62,45,779	82,703	8,69,08,947		2,78,14,184	
Less : Deductions during the year	-	-	1,24,35,068	1,24,35,068	1,90,54,44,663	69,61,689	1,76,87,95,221
BALANCE AT THE YEAR-END	1,82,89,48,928	5,08,58,298	2,56,37,437	1,90,54,44,663	1,90,54,44,663		1,76,87,95,221
Schedule 2 - RESERVES AND SURPLUS							
1 Capital Reserve - (Grants in Aid)							
As per last account							
Addition during the year							
Less: Deductions during the year							
2 Revaluation Reserve							
As per last account							
Addition during the year							
Less: Deductions during the year							
3 Special Reserve							
As per last account							
Addition during the year							
Less: Deductions during the year							
4 General Reserve							
As per last account							
Addition during the year							
Less: Deductions during the year							
TOTAL	-	-	-	-	-	-	-


Assistant Accounts Officer

NATIONAL INSTITUTE OF AGRICULTURAL EXTENSION MANAGEMENT (MANAGE)
Schedule Forming Part of Consolidated Balance Sheet as at 31st March 2025

(Amount in Rs.)						
Schedule 3 - EARMARKED FUNDS	Opening Balance	Receipts	Expenditure	Current year Closing balance	Previous Year	
a) Opening Balance of the Funds						
DAESI					0	
STRY	3,34,604	9,20,00,000	5,06,10,000	4,17,24,604 ✓	3,34,604	
Skill Training Prog	1,25,42,805	1,82,56,000	2,82,10,398	25,88,407 ✓	1,25,42,805	
PGDAEM	17,15,433	0	-	17,15,433	17,15,433	
AIF (CNA)	0	1,00,00,000	70,19,450	29,80,550	0	
NATURAL FARMING	1,14,59,54,552	72,85,82,803	1,87,45,37,355	0	1,14,59,54,552	
REWARD PROJECT	1,35,63,794	7,83,99,000	4,98,67,048	4,20,95,746	1,35,63,794	
RAFTAAR	9,41,979	50,66,400	21,89,854	38,18,525	9,41,979	
Seed-& pre-Seed	3,28,67,401	70,00,000	1,53,96,966	2,44,70,435	3,28,67,401	
Mission shakti	3,22,60,000	1,18,50,000	3,24,20,000	1,16,90,000	3,22,60,000	
NBHM	6,25,800	9,19,800	14,03,473	1,42,127	6,25,800	
VISTAAR	0	1,10,33,000	1,10,33,000	0	0	
i. Capital Expenditure	1,23,84,118	-	81,36,554	42,47,564	1,23,84,118	1,25,31,90,486
- Fixed Assets						
- Other						
Total Opening Balance						
c) Utilisation/Expenditure towards objectives of funds						
ii. Revenue Expenditure						
- Fixed Assets						
- Others - DAESI FCAC & STRY Programme						
- Others - PGDAEM						
- Others - Skill Training						
TOTAL	1,25,31,90,486	96,31,07,003	2,08,08,24,098	13,54,73,391	13,54,73,391	1,25,31,90,486


Assistant Accounts Officer

NATIONAL INSTITUTE OF AGRICULTURAL EXTENSION MANAGEMENT (MANAGE)
Schedule Forming Part of Consolidated Balance Sheet as at 31st March 2025

Schedule 4 - SECURED LOANS AND BORROWINGS		(Amount in Rs.)				
		MANAGE	ACABC	GPF	Current Year	Previous Year
1	Central Government					
2	State Government (Specify)					
3	Financial Institutions					
a)	Term Loans					
b)	Interest accrued and due					
4	Banks					
a)	Term Loans					
	- Interest accrued and due					
b)	Other Loans					
	- Interest accrued and due					
5	Other Institutions and Agencies					
6	Debentures and Bonds					
7	Others (Specify)					
TOTAL		-	-	-	-	-
Note : Amounts due within one year						
Schedule 5 - UNSECURED LOANS AND BORROWINGS						
1	Central Government					
2	State Government (Specify)					
3	Financial Institutions					
4	Banks					
a)	Term Loans					
b)	Other Loans					
5	Other Institutions and Agencies					
6	Debentures and Bonds					
7	Fixed Deposits					
8	Others (Specify)					
TOTAL		-	-	-	-	-
Note : Amounts due within one year						
Schedule 6 - DEFERRED CREDIT LIABILITIES						
a)	Acceptances Secured by Hypothecation of Capital Equipment and other Assets					
b)	Others					
TOTAL		-	-	-	-	-
Note : Amounts due within one year						


Assistant Accounts Officer

NATIONAL INSTITUTE OF AGRICULTURAL EXTENSION MANAGEMENT (MANAGE)
Schedule Forming Part of Consolidated Balance Sheet as at 31st March 2025

Schedule 7 - CURRENT LIABILITIES AND PROVISIONS		(Amount in Rs.)					
A CURRENT LIABILITIES	MANAGE	ACABC	GPF	Current Year	Previous Year		
1	Acceptances						
2	Sundry Creditors						
	a) for Goods						
	b) others						
3	Advances Received - Grants Unutilised						
4	Interest accrued but not due on	6,66,677	8,16,14,330	-	8,22,81,007	4,05,29,117	4,05,29,117
	a) Secured Loans/Borrowings						
	b) Unsecured Loans/Borrowings						
5	Statutory Liabilities						
	a) Overdue						
	b) others Duties & Taxes						
6	Other Current Liabilities						
	- Outstanding Liabilities	1,88,39,961	6,15,87,421	-	8,04,27,382	4,36,53,024	
	- Performance Security	44,82,620	-	-	44,82,620	67,46,170	
	- Retirement Benefits from other Dept.	13,36,788	-	-	13,36,788	0	
	- Earnest Money Deposit	13,03,250	-	-	13,03,250	14,33,025	
	- Sponsored Training Programmes	2,80,01,510	-	-	2,80,01,510	3,73,60,347	
	- Caution Deposits (PGPABM)	22,20,000	-	-	22,20,000	9,84,510	
	- Suspenses Saving A/c	90,72,344	-	-	90,72,344	16,27,418	
	- Duties and Taxes GST payable	44,240	-	-	44,240	3,04,503	
	- Remittances of Salary Recovery NPS	18,567	-	-	18,567	23,894	
	- work contractors tax	9,845	-	-	9,845	9,845	9,87,36,986
	- Outstanding liabilities Natural farming	22,80,000	-	-	22,80,000	65,94,365	
A)		6,76,09,125	14,32,01,751	-	21,14,77,553		13,92,66,103
B PROVISIONS							
1	for Taxation						
2	Gratuity						
3	Superannuation/Pension						
4	Accumulated Leave Encashment						
5	Trade Warranties/Claims						
6	Others (Specify) Provision for doubtful debts	1,44,768	-	-	0	1,44,768	1,44,768
B)		1,44,768	0	0	0	1,44,768	1,44,768
B)		6,77,53,893	14,32,01,751	0	0	21,16,22,321	13,94,10,871


Assistant Accounts Officer

NATIONAL INSTITUTE OF AGRICULTURAL EXTENSION MANAGEMENT (MANAGE)
Schedule Forming Part of Consolidated Balance Sheet as at 31st March: 2025

(Amount in Rs.)

Schedule 9 - INVESTMENTS FROM EARMARKED/ENDOWMENT FUNDS		MANAGE	ACABC	GPF	Current Year		Previous Year	
TOTAL								
Schedule 10 - INVESTMENTS OTHERS								
1	In Government Securities					0	0	0
2	Other Approved Securities					0	0	0
3	Shares					0	0	0
4	Debentures and Bonds					0	0	0
5	Subsidiaries and Joint Ventures					0	0	0
6	Others - Fixed Deposits in Banks	1,43,02,72,294	5,29,86,574	2,44,71,959		1,50,77,30,827	1,43,39,38,773	1,43,39,38,773
	TOTAL	1,43,02,72,294	5,29,86,574	2,44,71,959		1,50,77,30,827		1,43,39,38,773
Schedule-11 - CURRENT ASSETS, LOANS ADVANCES etc.,								
A Current Assets								
1	Inventories							
	a) Stores and Spares	18,52,543				18,52,543	15,51,666	
	b) Loose Tools							
	c) Stock in Trade					18,52,543	15,51,666	
2	Sundry Debtors							
	Debts Outstanding for a period exceeding six months							
	Others					0	0	0
3	Cash balances in Hand					0	0	0
4	Bank Balances with Nationalised Banks	12,39,24,708	5,89,07,041	26,571	18,28,58,320	18,28,58,320	1,32,74,66,787	1,32,74,66,787
5	Post Office-Savings Accounts					0		
	TOTAL (A)	12,57,77,251	5,89,07,041	26,571		18,47,10,863	1,32,90,18,453	1,32,90,18,453
B LOANS, ADVANCES AND OTHER ASSETS								
1	Loans							
	a) Staff	18,327				18,327		
	b) Other Entities engaged in activities							
	c) others					18,327	38,331	38,331
2	Advances and other amounts recoverable in Cash or in kind or for value to be received							
	a) On Capital Account							
	b) Prepayments - Deposits, Advances & Prepaid insur	4,63,58,076	5,43,92,962			10,07,51,038		
	c) Others - Receivable from Ministry & ACABC		2,72,00,000			2,72,00,000	5,40,96,589	5,40,96,589
3	Income Accrued							
	a) On Investments from Earmarked Funds					0		
	b) On Investments - Others					0		
	c) On Loans and Advances					0		
	d) Others - Accrued Interest	8,63,77,514	5,72,347	11,38,907	8,80,88,768	8,80,88,768	6,55,53,629	6,55,53,629
4	Claims Receivable	1,44,768				1,44,768	1,44,768	1,44,768
5	Duties tax GST receivable	37,50,154				37,50,154	20,69,574	20,69,574
	TOTAL (B)	13,66,48,839	8,21,65,309	11,38,907		21,99,53,055	12,19,02,891	12,19,02,891
	TOTAL (A+B)	26,24,26,090	14,10,72,350	11,65,478		40,46,63,918	1,45,09,21,344	1,45,09,21,344


Assistant Accounts Officer

NATIONAL INSTITUTE OF AGRICULTURAL EXTENSION MANAGEMENT (MANAGE)
Schedule Forming Part of Consolidated Balance Sheet as at 31st March 2025

Schedule - 8 FIXED ASSETS

(Amount in Rs.)

Description	GROSS BLOCK				DEPRECIATION				NET BLOCK	
	Cost/Valuation as at beginning of the year	Additions during the year	Deductions during current year	Cost/Valuation at the year-end	as at beginning of the year	on Additions during the year	on Deductions during the year	Total Up to the year end	As at the Current Year End	As at the Previous Year End
FIXED ASSETS										
Land										
a) Freehold	-	-	-	-	-	-	-	-	-	-
b) Lease Hold	-	-	-	-	-	-	-	-	-	-
Buildings										
a) on Freehold Land	-	-	-	-	-	-	-	-	-	-
b) on Leasehold Land	41,90,65,919	88,07,292	-	42,78,73,211	23,49,65,696	1,92,90,752	-	25,42,56,448	17,36,16,763	18,41,00,223
c) Ownership Flats/Premises	-	-	-	-	-	-	-	-	-	-
d) Superstructures on Land not belonging to entity	-	-	-	-	-	-	-	-	-	-
Plant Machinery & Equipment	-	-	-	-	-	-	-	-	-	-
Vehicles	1,05,97,825	-	-	1,05,97,825	82,01,323	3,59,476	-	85,60,799	20,37,026	23,96,502
Furnitures, Fixtures	2,82,29,917	5,72,235	-	2,88,02,152	1,61,05,335	12,58,046	-	1,73,63,381	1,14,38,771	1,21,24,582
# Office Equipment	7,40,97,365	11,77,933	-	7,52,75,298	6,87,20,537	9,79,146	-	6,96,99,683	55,75,615	53,76,828
Computer/ Peri. & Training Aids	6,83,91,653	1,30,86,484	-	8,14,78,137	6,47,27,813	63,13,996	-	7,10,41,809	1,04,36,328	36,63,840
Electric Installations	7,07,70,712	35,29,079	-	7,42,99,791	2,01,50,325	54,12,638	-	2,55,62,963	4,87,36,828	5,06,20,387
Civil - Solar Energy	81,15,830	31,28,473	-	1,12,44,303	70,13,790	10,66,511	-	80,80,301	31,64,002	11,02,040
Library Books	2,63,17,118	1,01,036	-	2,64,18,154	2,62,39,615	69,108	-	2,63,08,723	1,09,431	77,503
Library Journals	71,00,777	6,85,547	-	77,86,324	57,81,239	8,02,034	-	65,83,273	12,03,051	13,19,538
Other Fixed Assets	-	-	-	-	-	-	-	-	0	-
TOTAL OF CURRENT YEAR	71,26,87,116	3,10,88,079	0	74,37,75,195	45,19,05,673	3,55,51,707	0	48,74,57,380	25,63,17,815	26,07,81,443
PREVIOUS YEAR	66,77,78,772	4,57,05,436	1,74,330	71,33,09,878	42,14,26,983	3,05,74,878	18,570.00	45,20,20,431		
CAPITAL WORK IN PROGRESS									8,38,27,815	1,57,55,018
TOTAL									34,01,45,630	27,65,36,461


Assistant Accounts Officer

**NATIONAL INSTITUTE OF AGRICULTURAL EXTENSION MANAGEMENT (MANAGE)
SCHEDULES FORMING PART OF CONSOLIDATED INCOME AND EXPENDITURE
FOR THE YEAR ENDED 31st MARCH' 2025**

(Amount in Rs.)

		Current Year	Previous Year
Schedule 12 - INCOME FROM SALES/SERVICES			
1	Income from Sales	0	0
2	Income from Services	0	0
TOTAL		0	0
Schedule 13 - GRANTS/SUBSIDIES			
1	Central Government	26,97,23,605	29,97,97,612
2	State Government		
3	Government Agencies		
4	Institutions/Welfare Bodies		
5	International Organisation		
6	Others		
TOTAL		26,97,23,605	29,97,97,612
Schedule 14 - FEES/SUBSCRIPTIONS			
1	Entrance Fees		
2	Annual Fees/Subscriptions	9,54,10,227	6,97,67,537
3	Seminar/Program Fees		
4	Consultancy Fees		
5	Others (DAESI)	66,07,900	82,36,846
TOTAL		10,20,18,127	7,80,04,383
Schedule 15 - INCOME FROM INVESTMENTS			
A	Interest on Investment from Earmarked Fund		
B	Interest on Investment - Others		
1	Interest		
	a) Govt. Securities		
	b) Other Bonds/Debentures		
2	Dividends		
	a) On Shares		
	b) On Mutual Fund Securities		
3	Rents		
4	Others		
TOTAL		0	0
Schedule 16 - INCOME FROM ROYALTY, PUBLICATIONS etc..			
	Income from Royalty		
	Income from Publications		
	Others		
TOTAL		0	0
Schedule 17 - INTEREST EARNED			
1	On Term Deposits		
	a) With Scheduled banks	11,53,66,623	7,95,68,278
	b) With Non-Scheduled Banks		
	c) With Institutions		
	d) Others		
2	In Savings Accounts		
	a) With Scheduled banks	8,30,338	8,90,565
	b) With Non-Scheduled Banks		
	c) With Institutions		
	d) Others		
3	On Loans		
	a) Employees/ Staff	92,559	1,18,092
	b) Others		
4	Interest on Debtors and Other Receivables		
TOTAL		11,62,89,520	8,05,76,885
Schedule 18 - OTHER INCOME			
1	Profit on Sale/ Disposal of Assets	0	1,54,260
	a) Owned Assets		
	b) Assets acquired out of Grants, or received free of Cost		
2	Export Incentives Received		
3	Fees for Miscellaneous Services	6,61,37,201	5,80,65,206
4	Miscellaneous Income	0	0
TOTAL		6,61,37,201	5,82,19,466

Carlo
ASSISTANT ACCOUNTS OFFICER

NATIONAL INSTITUTE OF AGRICULTURAL EXTENSION MANAGEMENT (MANAGE)
SCHEDULES FORMING PART OF CONSOLIDATED INCOME AND EXPENDITURE
FOR THE YEAR ENDED 31st MARCH' 2025

Schedule 19 - INCREASE/DECREASE IN STOCK OF		Current Year	Previous Year
FINISHED GOODS & WORK IN PROGRESS			
a)	Closing Stock		
	- Finished Goods		
	- Work-in-Progress		
	- Stocks	18,52,543	15,51,666
b)	Less: Opening Stock		
	- Finished Goods		
	- Work-in-Progress		
	- Stocks	15,51,666	13,74,671
NET INCREASE / (DECREASE)		3,00,877	1,76,995
Schedule 20 - ESTABLISHMENT EXPENSES			
a)	Salaries & Wages	18,55,60,344	18,10,70,732
b)	Allowances & Bonus		
c)	Contribution to Provident Fund		
d)	Contribution to Other Fund		
e)	Staff Welfare Expenses		
f)	Expenses on Employees' Retirement & Terminal Benefits		
g)	Training Programme Expenses	13,29,52,635	15,27,79,006
TOTAL		31,85,12,979	33,38,49,738
Schedule 21 - OTHER ADMINISTRATIVE EXPENSES etc..			
a)	Advertisement & Exhibitions	1,83,287	3,92,879
b)	Audit Fee	5,48,240	3,59,481
c)	Building Maintenance	97,81,685	1,03,18,716
d)	Cable Charges	1,25,332	51,035
e)	Contractual Services	1,51,500	1,71,856
f)	Conveyance Charges	10,821	21,049
g)	Admn cost subscription	4,99,624	3,40,876
h)	EC & GC Meeting Expenses	6,84,431	7,73,949
i)	Electricity Charges	26,83,190	33,47,281
j)	Equipment Maintenance Expenses	4,70,434	9,09,047
k)	Repairs to Furniture	2,95,515	4,54,270
l)	Hiring of Vehicle Expenses	46,637	86,579
m)	Horticulture Maintenance Expenses	16,52,975	43,85,275
n)	Hostel Maintenance Expenses	5,38,183	11,15,739
o)	Housekeeping Expenses	34,01,889	1,19,93,156
p)	Internet Expenses	2,16,911	1,99,944
q)	Manpower Expenses	52,47,764	0
r)	Legal Charges	0	2,27,000
s)	News paper	2,69,216	0
t)	Othe Admn & interview. & Operating Expenses (including A	3,79,99,023	3,70,16,639
u)	Postage Expenses	1,84,447	6,00,546
v)	Printing Expenses	3,58,164	14,93,470
w)	Security services	45,84,021	4,57,484
x)	Seminar and Workshop Expenses	1,15,076	94,630
y)	Stationery Expenses -	5,27,015	13,28,476
z)	Taxes & Insurance Expenses	45,98,924	18,69,926
aa)	Telephone & Cell Phone Expenses	11,18,802	9,65,164
ab)	Vehicle Running & Maintenance Expenses	6,81,093	7,49,002
ac)	Water Charges	14,63,934	7,08,192
ad)	Xeroxing Expenses	40,922	80,998
ae)	Travelling Expenditure	6,50,412	13,98,213
af)	Catering Charges (PGPABM)	1,91,69,489	1,38,90,886
ag)	Handholding Expenses (AC&ABC) HH incentive	86,42,000	1,50,20,250
ah)	Service Charges (AC&ABC)	45,22,000	49,64,000
ai)	Loss on sale of Asset	0	2,390
aj)	Prior Period Expenses	0	0
ak)	Misc Receipt ACABC	0	10,56,729
TOTAL		11,14,62,956	12,05,45,133
Schedule 22 - EXPENDITURE ON GRANTS, SUBSIDIES etc..			
a)	Grants given to Institutions/Organisations		
b)	Subsidies given to Institutions/Organisations		
TOTAL		0	0
Schedule 23 - INTEREST			
a)	On Fixed Loans		
b)	On Other Loans		
c)	Others (GPF & AC&ABC)	20,32,741	26,53,847
TOTAL		20,32,741	26,53,847

Cono
ASSISTANT ACCOUNTS OFFICER

NATIONAL INSTITUTE OF AGRICULTURAL EXTENSION MANAGEMENT (MANAGE)
FOR THE FINANCIAL YEAR 2024-2025

SCHEDULE 24 – SIGNIFICANT ACCOUNTING POLICIES

1.1 Significant accounting policies and notes on accounts

The Institute maintains the following accounts on accrual basis as approved by the Executive Council and General Council

- (a) General Accounts
- (b) General Provident Fund Accounts
- (c) The consolidation of accounts have been done as per the common formats for the Central Autonomous Bodies as given by the Ministry of Agriculture & Farmers' Welfare.

The major Income of the Institute comprises of

- (a) Grants-in-Aid from the Government of India
- (b) Fees from Students and Participants
- (c) Interest from Fixed Deposits
- (d) Income from Consultancy (Sponsored) Programmes

1.2 Valuation of Inventories:

Inventories consist of Stores which are valued at cost of purchase only.

1.3 Investments:

Investments of the MANAGE are made as per Financial Bye-Law No. 11 of MANAGE. Investments comprises of Fixed Deposits with nationalized banks which are valued at cost. Further, depending on the actual requirement of funds, deposits are encashed & reinvested periodically.

1.4 Fixed Assets:

Fixed assets are stated at cost, inclusive of inward freight, duties, taxes, incidental and direct expenses. Physical verification of fixed assets, library books and consumable stock is being conducted annually and it has been conducted for the period ending 2023-24. The process of physical verification for the year 2024-25 is under progress. The asset register is being maintained as per the provisions of GFR 190 (GFR Form 40).

1.5 Depreciation:

Depreciation is provided on written down value method as per the rates prescribed in the Income Tax Act, 1961. In respect of additions to / deductions from fixed assets, depreciation is provided for six months if the assets were purchased and utilized less than six months and for one year if the assets were purchased and utilized for more than six months.

1.6 Retirement Benefits:

Pending completion of actuarial valuation in relation to the retirement benefits, MANAGE is recognizing the retirement benefits on cash basis. It is proposed to adopt the treatment for retirement benefits on accrual basis based on actuarial valuation as per AS-15 during FY 2025-26.

1.7 Government Grants:

Government grants are accounted on accrual basis.

1.8 Earmarked Funds:

Grants received for specific programmes during the year 2024-25 are shown under the head Earmarked Funds.


ASSISTANT ACCOUNTS OFFICER

NATIONAL INSTITUTE OF AGRICULTURAL EXTENSION MANAGEMENT (MANAGE)
FOR THE FINANCIAL YEAR 2024-2025

SCHEDULE 25 – CONTINGENT LIABILITIES AND NOTES ON ACCOUNTS

2 Notes on Accounts

- 2.1 Grants received from Ministry of Agriculture and Farmers Welfare are restricted to 60 percent of the provision for recurring expenditure in MANAGE, the remaining 40 percent thereof to be met from the surplus generated by conduct of Sponsored & Consultancy Programmes and Interest from Fixed Deposits. 50% grants are released for construction of Hostel Building and Training Building and balance 50% funds from MANAGE Corpus Fund. 100% grants are provided for Creation of other Capital Assets during 2024-25.
- 2.2 According to Memorandum of Association, MANAGE is formed with no profit motive and no commercial activity is involved in its working. Hence MANAGE has obtained registration from the Income Tax department as a Charitable Institution under Section 12 (A) of Income Tax Act, 1961 with effect from 01/04/2006. Income Tax Return for the accounting year 2023-24 was filed with Income Tax Department.
- 2.3 Land measuring 15 ha. have been taken from ANGRAU, Hyderabad, on lease basis for a period of NINETY-NINE YEARS from 1989-90 for which an annual lease amount of Re. 1/- has been fixed. A sum of Rs. 20/- was paid in May 2007 to ANGRAU, Hyderabad to cover the lease period upto June 2008. Since the annual amount of lease rent is only nominal (Re. 1/- per annum), no liability was created for the period 2009 to 2025.
- 2.4 The Institute is covered under Internal Audit and the same is being entrusted to Chartered Accountants. Internal audit was conducted on the consolidated accounts of MANAGE for the financial year 2024-2025.
- 2.5 Accrued Interest on Fixed Deposits has been considered as per the information provided by the respective banks.
- 2.6 Grants released to CPWD for civil works are shown as "Deposits with CPWD" under the head "Advances & Deposits" in the balance sheet and the same has been taken for the purpose of utilization of grants.
- 2.7 Provision for doubtful debts to the extent of Rs.1,44,768/- is carried during the financial year 2024-25.
- 2.8 MANAGE had opened following scheme-wise bank accounts during 2024-25 :
1. MANAGE CSNA Holding Account 2. Natural Farming CSNA Holding Account
- 2.9 No depreciation was charged on the assets procured out of Earmarked Funds (Natural Farming).
- 2.10 Previous year's figures & schedules have been regrouped/rearranged wherever necessary.
- 2.11 No contingent liabilities as at 31st March 2025.


ASSISTANT ACCOUNTS OFFICER

SCHEDULE OF MANAGE INVESTMENTS AS ON 31.3.2025

S.No.	Name of the Bank	FD.NO	From	TO	Principal (Rs.)	Rate of Int.	days	Accr int current year	accr int previous
✓1	Union Bank of India	125513030000513	29.07.2024	01.09.2025	2,23,75,222	7.25%	246	1611331	0
✓2	Union Bank of India	125513030000228	03.08.2024	02.07.2025	1,56,77,636	7.40%	241	1143511	0
✓3	Union Bank of India	125513030000227	03.08.2024	02.07.2025	20,82,322	7.40%	241	151883	0
✓4	Union Bank of India	125513030000276	24.09.2024	23.08.2025	2,23,79,471	7.40%	189	1607040	0
✓5	Union Bank of India	125513030000278	25.09.2024	24.08.2025	19,86,267	7.40%	187	142579	0
✓6	State Bank of India	43228917984	06.08.2024	06.08.2026	3,00,00,000	7.40%	238	1469584	0
✓7	State Bank of India	42427439292	09.11.2023	09.11.2025	1,98,00,000	7.40%	509	1543726	581856
✓8	State Bank of India	42457050391	21.11.2023	21.11.2025	1,56,15,293	7.40%	497	1217946	419651
✓9	State Bank of India	4245855308	22.11.2023	22.11.2025	1,39,20,821	7.40%	497	1085525	371198
✓10	State Bank of India	42825691588	23.03.2024	27.04.2025	1,90,00,000	7.10%	374	1388041	32992
✓11	State Bank of India	42825894555	23.03.2024	27.04.2025	1,90,00,000	7.10%	374	1388041	32992
✓12	State Bank of India	42825998859	23.03.2024	27.04.2025	1,59,89,079	7.10%	374	1168079	27764
✓13	State Bank of India	42618649419	13.01.2024	13.01.2026	1,14,59,557	7.40%	443	885499	184048
✓14	State Bank of India	42608357449	10.01.2024	10.01.2026	1,90,00,000	7.40%	447	1469182	316737
✓15	State Bank of India	42608362801	10.01.2024	10.01.2026	1,90,00,000	7.40%	447	1469182	316737
✓16	State Bank of India	42608363043	10.01.2024	10.01.2026	1,00,01,000	7.40%	447	773331	166720
✓17	State Bank of India	42717046166	19.02.2024	19.02.2026	1,15,51,642	7.40%	407	885046	99730
✓18	State Bank of India	42717043530	19.02.2024	19.02.2026	1,15,51,642	7.40%	407	885046	99730
✓19	State Bank of India	42667704075	03.02.2024	03.02.2026	1,12,48,103	7.40%	423	865052	134103
✓20	State Bank of India	42665591696	02.02.2024	02.02.2026	1,11,40,937	7.40%	424	857012	135115
✓21	State Bank of India	42696395389	10.02.2024	10.02.2026	1,10,94,527	7.40%	416	851834	116308
✓22	State Bank of India	42696394590	10.02.2024	10.02.2026	1,10,94,527	7.40%	416	851834	116308
✓23	State Bank of India	42696393733	10.02.2024	10.02.2026	1,10,94,527	7.40%	416	851834	116308
✓24	State Bank of India	42696387210	10.02.2024	10.02.2026	1,10,94,527	7.40%	416	851834	116308
✓25	State Bank of India	43241571797	09.08.2024	09.08.2025	26,97,60,072	7.70%	235	13577089	0
✓26	State Bank of India	43241449189	09.08.2024	09.08.2025	26,97,60,072	7.70%	235	13577089	0
✓27	State Bank of India	43241365242	09.08.2024	09.08.2025	26,97,60,072	7.70%	235	13577089	0
✓28	State Bank of India	42306022890	27.09.2023	27.09.2025	1,00,00,000	7.40%	552	789993	383853
✓29	State Bank of India	42305944237	27.09.2023	27.09.2025	1,00,00,000	7.40%	552	789993	383853
✓30	State Bank of India	42305942739	27.09.2023	27.09.2025	1,00,00,000	7.40%	552	789993	383853
✓31	State Bank of India	42309759433	30.09.2023	30.09.2025	1,60,00,000	7.40%	549	1263227	604152
✓32	State Bank of India	42309727105	30.09.2023	30.09.2025	1,60,00,000	7.40%	549	1263227	604152
✓33	State Bank of India	42309725415	30.09.2023	30.09.2025	1,60,00,000	7.40%	549	1263227	604152
✓34	State Bank of India	42309760618	30.09.2023	30.09.2025	55,92,952	7.40%	549	441573	211187
✓35	State Bank of India	42471179272	28.11.2023	28.11.2025	1,90,00,000	7.40%	490	1482035	480221
✓36	State Bank of India	43002961383	27.05.2024	27.05.2026	3,02,42,026	7.40%	309	1928850	0
✓37	State Bank of India	43512095335	07.11.2024	07.11.2026	10,10,00,000	7.78%	145	3157045	0
✓38	State Bank of India	43957110959	29.03.2025	14.05.2025	1,00,00,000	5.50%	3	4521	0
✓39	State Bank of India	43957134823	29.03.2025	14.05.2025	1,00,00,000	5.50%	3	4521	0
✓40	State Bank of India	43956965877	29.03.2025	14.05.2025	1,00,00,000	5.50%	3	4521	0
✓41	State Bank of India	43957083178	29.03.2025	14.05.2025	1,00,00,000	5.50%	3	4521	0
					1,43,02,72,294			7,93,37,486	70,40,028

All the above investments kept in nationalised banks only, it is certified that all the above instruments are physically checked and kept under safe custody

86377514

(Signature)
Assistant Accounts Officer

SCHEDULE OF ACABC INVESTMENTS AS ON 31.3.2025

Sl. No.	Name of the Bank	FD.NO	From	To	Principal (Rs.)	Rate of Int.	Days	accr int	accr int previous
✓1	State Bank of India	43854258846	23.02.2025	13.5.2026	1,36,15,724	7.25%	37	102597	0
✓2	State Bank of India	42042578810	17.02.2025	04.04.2025	1,15,49,705	5.50%	43	74836	0
✓3	State Bank of India	43854258608	22.02.2025	12.05.2026	1,78,20,145	7.25%	38	137906	0
✓4	State Bank of India	43562280034	26.11.2024	26.11.2026	1,00,01,000	7.40%	126	257008	0
					5,29,86,574			5,72,347	

SCHEDULE OF MANAGE GPF INVESTMENTS AS ON 31.03.2025

Sl. No.	Name of the Bank	FD.NO	From	To	Principal (Rs.)	Rate of Int.	days	Accr int current year	accr int previous
✓1	SBH (Special Deposit)	42387993215	01.04.2024	31.03.2025	900	7.10%	365	66	0
✓2	State Bank of India	4237993215	29.09.2023	29.09.2025	19,46,369	7.40%	550	153700	73900
✓3	State Bank of India	41928839549	21.06.2024	26.07.2025	47,65,704	7.10%	284	268968	0
✓4	State Bank of India	41928839913	21.06.2024	26.07.2025	47,65,704	7.10%	284	268968	0
✓5	State Bank of India	42835108094	28.03.2024	02.05.2025	2,30,000	7.10%	369	15785	178
✓6	State Bank of India	43923147583	18.03.2025	01.07.2025	6,50,000	5.50%	14	1346	0
✓7	Union Bank of India	125513030001182	08.11.2024	07.02.2026	21,63,072	7.30%	144	62816	0
✓8	Union Bank of India	125513030001183	08.11.2024	07.02.2026	21,63,072	7.30%	144	62816	0
✓9	Union Bank of India	125513030001184	08.11.2024	07.02.2026	21,63,072	7.30%	144	62816	0
✓10	Union Bank of India	125513030001185	08.11.2024	07.02.2026	7,21,024	7.30%	144	20939	0
✓11	Union Bank of India	125513030001253	04.01.2025	05.04.2026	14,51,521	7.30%	87	25351	0
✓12	Union Bank of India	125513030001254	04.01.2025	05.04.2026	14,51,521	7.30%	87	25351	0
✓13	Union Bank of India	125513030001052	13.08.2024	12.07.2025	20,00,000	7.40%	231	94907	0
				Total	2,44,71,959			1064829	74078
								1138907	

All the above investments kept in nationalised banks only, it is certified that all the above instruments are physically checked and kept under safe custody


 Assistant Accounts Officer